

## 2<sup>nd</sup> Class work for week of 23<sup>rd</sup> March – 27<sup>th</sup> March 2020

### Daily work

- New wave Mental maths Week 27
- Homework copies – Work it out week 12 (This should already be in HW copies if not please see below for copies)
- Spellbound – one box and exercise per day Week 26
- Morning work in Copies each day- day 45, 46, 47 and 48 (This should already be in Morning copies if not please see below for copies)
- Complete reading daily 2<sup>nd</sup> Class- Jills new rollerblades one chapter per week
- Continue to encourage additional reading
- Complete oxford reading
- Revise tables (up to X6)

### English

- Away with words- Pg 62&63 (write away) Pg 67 (difficult words) Pg 74&75 (Ann Marie's Toy Press) \*Children can answer the questions for Ann Marie's Toy press in their homework copy- Full answers please.

### Maths

- Mathemagic - Pg 144, Pg 145, Pg 146, Pg 147
- Figure it Out – Pg 65

### SESE

**Geography** – We have been working on a Mexico project recently. I have attached a postcard template below. Ask your child to complete the postcard as if they were writing it to someone in Mexico. They can share any facts they already know and encourage them to ask questions to the person when writing their postcard.

**History** – We have been learning about homes in the past, children have looked at examples of homes from the past and from today. They have compared the physical appearances of both. I have attached a worksheet below, the children will draw a home of the past and a home of today. They will then write a few sentences describing the differences.

**Science**- We have been working on floating and sinking and materials and change. If possible try to carry out some water play at home. Choose a number of suitable objects from around the home. Ask your child to predict whether these items will float or sink. Have your child record and give reasons for their prediction. Engage in discussion about materials the item is made from and why this may impact floating or sinking. Carry out the floating and sinking experiment.

# WEDNESDAY - WEEK 12

- T 1.  $\square + 4 = 12$   
 A 2.  $\square + 3 = 6$   
 B 3.  $\square + 3 = 10$   
 L 4.  $\square + 3 = 4$   
 E 5.  $\square + 3 = 13$   
 S

6. Draw a line to divide the T-shirt in half.

7. 11 units =  $\square$  ten and  $\square$  unit

8.  $5c + 5c + 5c + \square c = 20c$

9. My maths book is more  $\square$  less  $\square$  than 1 metre wide.

10. ( $<$ ,  $>$ ,  $=$ ) 10  $\square$  2 + 5 + 1

Work it out

# THURSDAY - WEEK 12

- T 1.  $4 + 8 = \square$   
 A 2.  $3 + 9 = \square$   
 B 3.  $3 + 4 = \square$   
 L 4.  $3 + \square = 13$   
 E 5.  $\square + 4 = 10$   
 S

6. Colour  $\frac{1}{2}$  of the 4 apples.

7. Is a circle symmetrical?  
 Yes  $\square$  No  $\square$

8. 5 is half of  $\square$ .

9. What day comes after Thursday?

11. 2 hours before 11 o'clock is  $\square$  o'clock.

12. A square corner is also called a right angle. How many can you see?  $\square$

13.  $\frac{1}{4}$  is coloured. Yes  $\square$  No  $\square$

14. How much for 6 lollipops?  $\square c$

15. Colour the jug to show 1L.

Score 15

Work it out

10. How many 1 kg bags of sugar to balance a 3 kg bag of flour?  $\square$

11.  $40 + 5 = \square$

12.  $7 + 0 = \square$

13. How much juice is in the jug?  $\square$  l

14. How many right angles inside this shape?  $\square$

15. What time is it? It is  $\square$

Score 15

Work it out

# MONDAY - WEEK 12

- T 1.  $3 + 6 = \square$   
 A 2.  $3 + 1 = \square$   
 B 3.  $3 + 8 = \square$   
 L 4.  $4 + 8 = \square$   
 E 5.  $4 + 5 = \square$   
 S

6.  $(16 + 1) + 1 = \square$

7.  $\square c = \square c$

8. How many days in 3 weeks?  $\square$

9. Colour  $\frac{1}{4}$ .

10. Which digit has the greater value in the number 63?  $\square$

Work it out

11. Is this a square corner? Yes  $\square$  No  $\square$

12. How many square corners inside this shape?  $\square$

13. How many faces?  $\square$

14. Is it symmetrical along the dotted line? Yes  $\square$  No  $\square$

15. Which is the greater amount, A or B? A  $\square$  B  $\square$

Score 15

Work it out

# TABLES TUESDAY - WEEK 12

1.  $4 + \square = 8$   
 2.  $3 + \square = 7$   
 3.  $3 + \square = 9$   
 4.  $4 + \square = 12$   
 5.  $3 + \square = 5$   
 6.  $3 + \square = 13$   
 7.  $3 + \square = 8$   
 8.  $4 + \square = 4$   
 9.  $4 + \square = 13$   
 10.  $4 + \square = 10$   
 11.  $3 + \square = 12$   
 12.  $3 + \square = 6$   
 13.  $4 + \square = 11$   
 14.  $4 + \square = 7$   
 15.  $4 + \square = 6$   
 16.  $3 + \square = 11$   
 17.  $4 + \square = 14$   
 18.  $4 + \square = 9$   
 19.  $3 + \square = 10$   
 20.  $3 + \square = 4$


Score 20



## DAY 47

1. Write the correct word in the shape.

tune cube tube



2. Correct the spelling mistake.

I hert my foot when I kicked the ball.

3. Circle the two rhyming words.

mate meet Kate

4. Write lion or line.

I use a ruler to draw a straight

5. Circle the word that means the same as big.

tiny heavy large

6. How many syllables in flower?

one ☐ two ☐ three ☐

7. Write . or ? in the box.

Have you had a ride on a camel?

8. Write was or were.

They  going for a swim.

9. Add er or est to the adjective (describing word).

Wool is soft  than wood.

10. Circle the two nouns.

She put the cake in the oven.

MY SCORE

## DAY 48

1. Write the jumbled word correctly.

There is a dirty otps on your shirt.

2. Circle the word with the correct spelling.

lite light ligt

3. Circle the word that rhymes with lady.

baby shady party

4. Write meet or meat.

You buy  from a butcher.

5. Circle the opposite of mean.

happy kind tired

6. Draw a line to split the word into syllables.

b e g a n

7. Write ! or ? in the box.

I hate broccoli

8. Write was or were.

Sam  reading a book.

9. Add er or est to the adjective (describing word).

I am the young  in my family.

10. Which word is NOT a noun?

We have two birds and a rabbit.

birds ☐ and ☐ rabbit ☐

MY SCORE

## DAY 45

1. Circle the word with the correct spelling.

thangk thanc thank

2. Write the jumbled word correctly.

The plant will gwro into a small tree.

3. Pick ai ay oa ow

I used s  p on my

finger i  and my elb .

4. Write lion or line.

The  in the zoo roared angrily.

5. Circle the word that means the same as smile.

frown mouth grin

6. Circle the word that comes second in alphabetical order.

neck finger head

7. Add one comma (,).

I hate mice ants and spiders.

8. Use a or an.

Take  umbrella with you.

9. Add s or es to change the verb.

Mum water  the plants every day.

10. Make the word in the bracket an ing word.

Dad was (snore)  on the sofa.

MY SCORE

## DAY 46

1. Write the missing letters. ow or ou

The door is painted dark br  n.

2. Correct the spelling mistake.

It stings when sag gets in your eyes.

3. Pick ai ay oa ow

The black piece of c  I will

st  n my hands.

4. Write meet or meat.

We will  at the bus stop.

5. Circle the opposite of back.

front near after

6. Circle the word that comes second in alphabetical order.

hot warm cold

7. Put a comma (,) in the correct place.

Pick up your books toys and clothes.

8. Write a or an.

Do you own  bike?

9. Add s or es to change the verb.

Dad wash  his car at the car wash.

10. Make the word in the bracket an ing word.

The dog likes (chase)  the cat.

MY SCORE

PLACE  
STAMP  
HERE

---

---

---



---

# Homes

Name:

Date:

In the boxes below draw a home of the past and a home of today. Think of all the things you learned today to help you with your drawings. Label the features of the home.

Home of the past	Home of today
	

Write a few sentences about how the homes are different. For example: Homes in the past had small windows. Homes today have large windows.

---

---

---

---