

2nd Class work for week of 30th March -3rd April 2020

Hello everyone,

I hope you are all keeping safe and well. I have outlined the work for the coming week below. I have also included some optional additional activities at the bottom of this list. I hope you all have a lovely Easter and hopefully see you all again soon.

Miss Corrigan

Daily work

- New wave Mental maths Week 28
- Homework copies – Work it out week 13 (please see attached)
- Spellbound – one box and exercise per day Week 27
- Morning work in Copies each day- day 49, 50, 51 and 52 (please see attached)
- Complete reading daily (<https://home.oxfordowl.co.uk/> has many free e books for children divided by age)
- Continue to encourage additional reading
- Revise tables (up to X6)

English

- Away with words- Pg 70 (spelling rule - adding ing) Pg 76 (Fun page) Pg 77 (spelling rule adding er and est).
- Comprehension – Saving Easter. Read the story Saving Easter (this is a separate file labelled 'Saving Easter story and questions') Answer the comprehension questions at the end of the story.
- Phonics work- this week we will be working on phonics using the Sounds like Phonics programme linked on the schools learning assessments page (<https://slp.cjfallon.ie/>) click on the link and click into Sounds like Phonics book D. Click into unit 1 The Cinema. The children will be revising silent letters. Complete the activities for each silent letter. Complete the silent letter worksheet attached

Maths

This week in maths we would be starting the topic of time. It is useful to introduce the topic to the children by starting with calendar/sequencing work to increase their understanding of time. Discuss with your child the sequence of their day and what activities are completed in what order. Ask your child to tell you the date/ day and if you have a calendar in the home ask them to circle the date. When your child has been introduced to the topic they can complete the following pages in their books.

Mathemagic – Pg 40, 41, 104 (only do the activities where are doable at home)

Figure it Out – Pg 56

Sequencing activity- ask your child to draw out and write what they did yesterday in chronological order. Have them label the activity and if possible write the approximate time they were doing each activity.

Gaeilge

In school we use Bua na Cainte, it is an interactive programme and a lot of our Gaeilge is based on oral work, interactive games, stories etc. EDCO are giving free access to the Bua na Cainte programme during this time. I have attached the link below. This file is quite large so it would be best downloaded to a PC. Please do not worry if it is not possible for you to download a file this large. As you may be aware the children did not have the opportunity to take their Irish books home. I will attach any relevant pages from their books below.

Link www.edco.ie/bua

- When you click on the link above please select the First-Class file and download. This could take up to 45 minutes. Please note both 1st and 2nd class are using the 1st class programme this year.
- Once downloaded use 'trial' for both the username and password
- Select the theme 'Ócáidí Speisialta' and 'An Cháisc'
- Complete Ceacht 1 and 2 (lesson 1 and 2)- listen to the Comhrá (conversation) in each lesson and the poem Coinín na Cásca and the song Cúig Ubh allow your child to complete the online games and activities for each lesson. Listen to the conversations, poem and songs a few times over the course of the week to reinforce vocabulary.
- Complete Pg 93 in Bua na Cainte (please see attached)
- Some of the An Cháisc (Easter) vocabulary that you can try using with your child are listed below

Ubh -egg

Nead-nest

Sicín – chick

Coinín na Cásca- Easter bunny

Seacláid- chocolate

This is a great resource which the children are already familiar with.

RE

In school we use the Grow in Love programme. This has been made free to access during this time. To login please google 'Grow in Love login' and use the following details

Email: trial@growinlove.ie

Password: growinlove

- Choose the Second-Class book/P4 (please note that both 1st and 2nd class are using the 1st class programme this year)
- Choose Theme 7 Holy Week and Easter
- Choose lesson 1 'The death of Jesus'
- Watch the videos 'Stations of the cross clip' 'Jesus is betrayed by Judas' 'Peter denies knowing Jesus' discuss these with your child
- Complete Pg 40 and 41 in Grow in Love (please see attached)
- Choose lesson 2 'The Resurrection'
- Watch the video 'The woman at the tomb' and discuss with your child
- Play the stations of the cross game
- Complete Pg 42 and 43 in Grow in love (please attached)

SESE

*As you are aware the children did not have the opportunity to bring home their SESE book (Small World) so I will attach all relevant pages to this document.

Geography – This week we are learning about water conservation. Watch the following youtube video with your child and discuss <https://www.youtube.com/watch?v=rI0YiZjTqpw>. Discuss with your child the importance of water conservation and what we can do to help conserve water in our own homes. Complete Pg 45 in Small World (please see attached). Then ask your child to create a poster promoting water conservation.

History – This week are learning about nurses and nursing in the past. We will be comparing how nursing has changed over their years. Look at Pg 68 (please see attached) in small word and go through the words in the word box with your child. Complete activity A and complete the questions orally then complete activity B on the sheet. On Pg 69 (please see attached) complete activity C and answer the questions on the sheet.

Science- We would be starting the topic of electricity in school this week. Read the story What is Electricity Pg 95 (please see attached) and discuss this with your child. Go through and discuss the new vocabulary in the word box and complete the exercises on Pg 95. Discuss with your child what things in your home use electricity and make a list of these, ask your child to explain why they think the object uses electricity. Complete Pg 94 (please see attached). This website has some good games and interactive activities based around the topic of electricity, feel free to explore it with your child.
<http://www.switchedonkids.org.uk/fun-and-learning/>

Additional activities

These are some suggested activities/resources if your child would like some additional activities to complete.

- Complete any of the Easter art activities from the Grow in Love Easter lessons.

- Twinkl has many great resources and parents now have free access to the site. For Easter themed activities you may wish to look out for Easter egg colour by number As Gaeilge, Easter story wordsearch, Easter egg mindful colouring sheets.
- Children could complete a book review for their favourite book, templates can be found on Twinkl
- Additional maths activities-children can also complete any worksheets/ activities from Twinkl which are revision of topics already covered including addition, subtraction, money, 2D/3D shapes, data, fractions and place value
- Children can go back through the previously completed weeks in their Spellbound and revise their spellings. You could also choose any of these words and ask your child to put them into sentences. Look out for any words that your child is spelling incorrectly and revise these words in particular.
- Storyline Online is a great free resource that the children are already familiar with, there is a variety of different stories which they children can listen to and each story is accompanied by activities and worksheets
- You may be aware that RTE will be broadcasting school on TV from 11-12 Monday to Friday on RTÉ 2. Your child may wish to watch and participate in these lessons.

MONDAY - WEEK 13

- T 1. $5 + 8 =$
- A 2. $5 + 9 =$
- B 3. $5 + 4 =$
- L 4. $6 + 7 =$
- E 5. $6 + 9 =$

6. Colour the jug to show $\frac{1}{4}$ L.

7. $€1 - 50c =$ c

8. Estimate the length of your bed.
($\frac{1}{2}$ m, 1 m, 2 m, 3 m)

9. Show $\frac{1}{4}$ past 6.

10. There are 20 children in a class.
8 are boys. How many girls?

11. Draw a line of symmetry.

12. Oliver had 64 cards. He lost 15.
How many has he left?

13. Colour one-quarter.

14. Christmas Day is Dec th.


15. $36 +$ = 48

Work it out!

WEDNESDAY - WEEK 13


- T 1. + 5 = 15
- A 2. + 6 = 16
- B 3. + 6 = 8
- L 4. + 6 = 10
- E 5. + 6 = 11

6. Draw a line of symmetry.

7.  Paul ate $\frac{1}{4}$ of the sweets.
How many did he eat?

8. The holds more liquid. The holds less.

Work it out!

9. c + c + c = 70c
10.  How many faces?
11. There are 50 apples in a box. Half are bad. How many are good?
12. $10 + 30 + 2 =$
13. ($<$, $>$, $=$) $10 - 4$ $2 + 5$
14. Kim's birthday is in the 9th month, which is .
15. Half an hour before 2 o'clock is .



Score

15

TABLES TUESDAY - WEEK 13

1. $5 +$ = 11
2. $5 +$ = 13
3. $6 +$ = 10
4. $5 +$ = 6
5. $5 +$ = 7
6. $6 +$ = 6
7. $6 +$ = 9
8. $5 +$ = 8
9. $6 +$ = 12
10. $5 +$ = 15
11. $6 +$ = 11


12. $5 +$ = 14
13. $5 +$ = 10
14. $6 +$ = 15
15. $6 +$ = 14
16. $6 +$ = 8
17. $6 +$ = 16
18. $6 +$ = 13
19. $5 +$ = 9
20. $5 +$ = 12

Score

20

THURSDAY - WEEK 13

- T 1. $5 + 5 =$
- A 2. $5 + 4 =$
- B 3. $5 + 8 =$
- L 4. $5 +$ = 7
- E 5. + = 14

6.  How many 1 kg boxes of cereal balance 2 kg?

7. Draw a line of symmetry.

8. A stool has 3 legs. How many legs have 5 stools?


9. $21 + 5 +$ = 27

10. There are 10 sweets in a tube.
How many are in 3 tubes?

11. Name a winter month.

12. $40 - 20 =$

13. Colour one-quarter.

14.  How much juice is in the jug? l

15. Half an hour after 4 o'clock is .



Score

15

DAY 49

1. Write the correct word in the shape.



star part harm

2. Write the missing letter. c or k

The s in on a tomato is red.

3. Pick ai ay oa ow

On hold I sailed on a

yell b t.

4. Write wear or where.

What will you to the party?

5. Circle the opposite of low.

high up tall

6. Circle the word that comes second in alphabetical order.

fish dolphin shark

7. Write . or ? in the box.

I'm going to play with my cat

8. Write a or an.

orange

9. Add s or es to change the verb.

He catch the ball with two hands.

10. Make the word in the bracket an ing word.

I am (save) my money in the bank.

MY SCORE

DAY 50

1. Correct the spelling mistake.

Do you owwn that pencil on the floor?

2. Write the jumbled word correctly.

I can't wait until your birthday ptya.

3. Pick ai ay oa ow

A gold ch n was found on the

l d.

4. Write Where or Wear.

do you live?

5. The word means the same as happy.

mad pleased sleepy

6. The word comes second in alphabetical order.

bed pillow rug

7. Write . or ! in the box.

The wind blew the leaves

8. Use a or an.

tomato

9. Add s or es to change the verb.

The baby play with a rattle.

10. Make the word in the bracket an ing word.

The sun was (shine) brightly in the sky.

MY SCORE

DAY 51

1. Write the missing letters. ea or ee

We will l ye at nine o'clock.

2. Write the jumbled word correctly.

Your seat is over ehre.

3. Add ee and sound out each word.

sn ze bl d

4. Circle the letter left out to make the shortened word haven't.

a i o

5. Circle the word that means spot.

line dot spoon

6. Circle the word that comes last in alphabetical order.

finger toe leg

7. Put a comma (,) in the correct place.

Mum hung out socks shirts and jeans.

8. Write the correct word.

mine yours

Here are my shoes. Those are .

9. Circle the better verb.

The phone called/rang loudly.


10. Circle present tense or past tense.

I washed my hair yesterday.

MY SCORE

DAY 52

1. Write the correct word in the shape.



grass dress smell

2. Correct the spelling mistake.

Please water the plants in eech pot.

3. Add ee and sound out each word.

sw t betw n

4. The shortened word won't means:

would not will not

5. Circle the opposite of live.

love give die

6. Circle the word that comes first in alphabetical order.

sun moon planet

7. Put a comma (,) in the correct place.

She drinks milk water and juice.

8. Write the correct word: theirs or ours.

They own this house. It is .

9. Circle the better verb.

The horse jumped/bounced over the wall.


10. Circle present tense or past tense.

Katie walks to school every day.

MY SCORE





Sometimes the letters *k*, *c*, *w* and *b* do not make a sound. They are **silent letters**.



A Read the words. Write the correct word under each picture. Colour the pictures.

lamb wren knit comb muscle knot wrist scent



B Read the words. Finish the sentences.

write knock scissors knee wriggle climb

- 1 I heard the man _____ on the front door.
- 2 The little worm started to _____ in the soil.
- 3 Sue banged her _____ off the table.
- 4 We had to _____ up the steep hill.
- 5 I will _____ a letter to my gran.
- 6 Tim uses a _____ to cut out his picture.

Oral language



C Imagine you could be a superhero for a day.



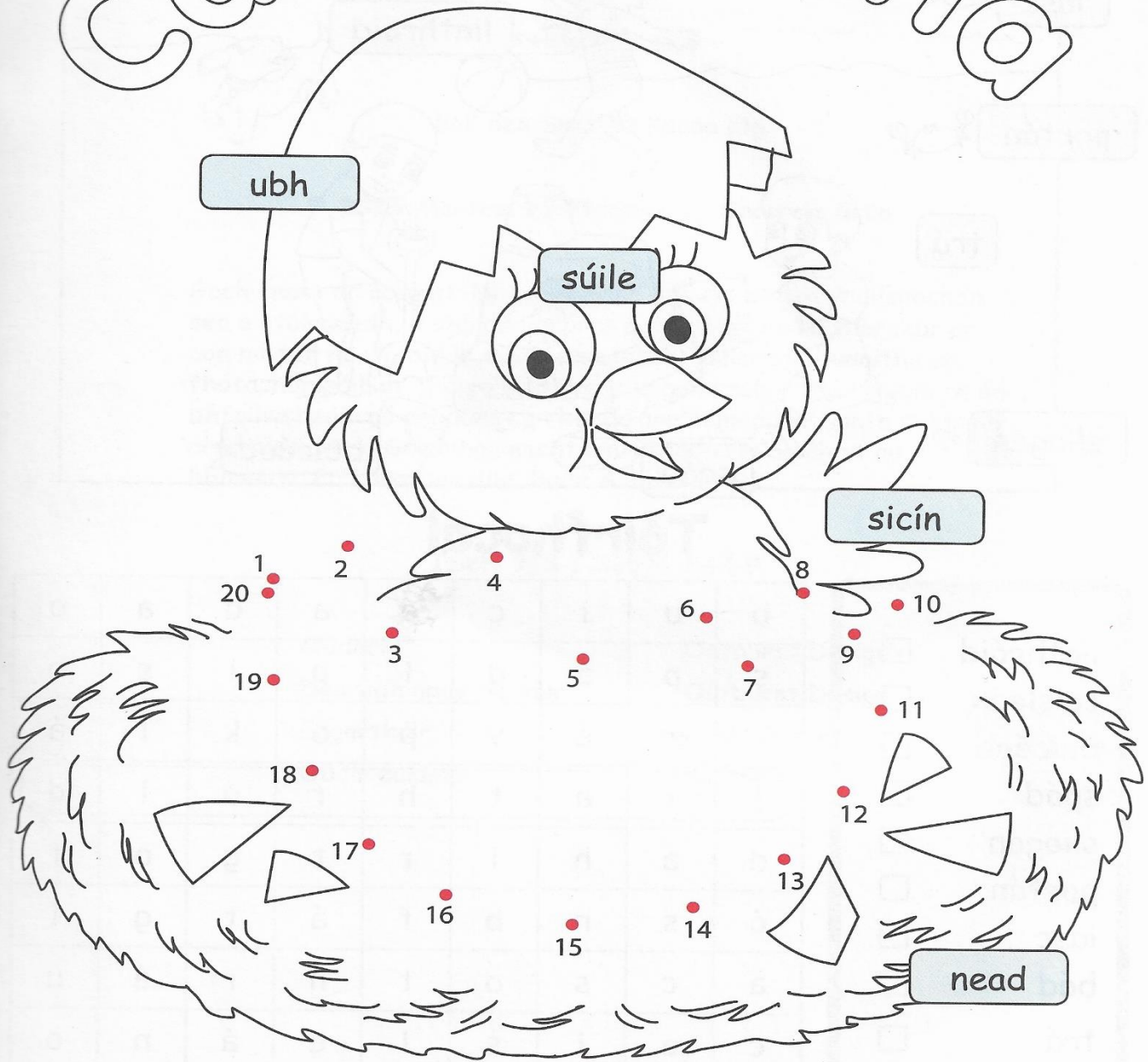
Think of three things that you would like to do as a superhero. Share them with your partner.



Ceangail na hUimhreacha





Cáisc Shona



IN SCHOOL

Jesus is betrayed and denied

Fill in the blanks to complete the crossword.



Down

1. Jesus ate the Last Super with his _____.
2. The _____ arrested Jesus.

Across

3. The apostle _____ betrayed Jesus.
4. _____ denied that he knew Jesus.
5. He denied Jesus _____ times.

WORD BANK





three
Judas
apostles
Peter
soldiers

AT HOME

The Stations of the Cross

Write what is happening in each picture.

This week, the children have once again heard the story of Jesus' Passion and death, including the betrayal of Jesus by Judas and his denial by Peter.



Chat Together

About the Stations of the Cross. You might like to take your child on a visit to the church to see them.

Invitation to Pray


Jesus, our friend,
You loved God and you loved others.
That love led you to the cross.
May we always see the cross as a
sign of love.
Help us to love God and to love
others.
Amen.

IN SCHOOL

The Women at the Tomb

Draw the pictures to complete the story.

A story
from the
Gospel
according to
Mark




Three days after Jesus died, three of his friends went to his tomb.



When they arrived, the big stone that was placed at the entrance had been rolled back.




A young man was sitting inside the tomb.



The women were very upset.



The young man told the women that Jesus had been raised from the dead.



The women were scared and afraid.

Mystery of Faith

Crack the code to read the Mystery of Faith with your family.


This week, the children have heard the story of how Jesus' friends went to his tomb three days after he had died, but he was not there. An angel told them that Jesus had risen from the dead.



Jesus' Resurrection from the dead is amazing. We call it a 'mystery'. At Mass, we pray the Mystery of Faith:

★	♥	⚙	⚠	💬	⊕	➔
a	b	c	d	e	f	g
🔒	🕒	☁	↺↻	↻➔	📊	🗄
h	i	j	k	l	m	n
📶	🔍	📍	↗↖	✕	✅	☀
o	p	q	r	s	t	u
⏪⏩	🔗	👤	≡	⊘		
v	w	x	y	z		

We



your Death, O




and profess your



you



again.



For Memorisation

Mystery of Faith


Chat Together

About how your family might celebrate Easter this year: by going to Mass on Holy Saturday night or Easter Sunday, by visiting the church, etc.

Invitation to Pray

Mystery of Faith

B Ring the places in the house where water is being wasted.



C Write five more water-saving tips.

1. Fill the kettle with only the amount of water you need.

2. _____
3. _____
4. _____
5. _____
6. _____



Nurse on Duty

New Words

uniform cuff fob watch nurse's pin tights black shoes dress apron cap collar

A Look closely at this photo. It was taken in 1954. Answer the questions in your copy.



1. Was the photo taken inside or outside?
2. Who are the people in the photo?
3. What are they wearing? Use the New Words to help you.
4. Is it a special occasion or an everyday photo?
5. Who do you think took the photo?
6. Imagine how the people are feeling in the photo. Write three words to describe their feelings.

B Listen to Mary talk about when she was a nurse. Write True or False.

1. Mary became a nurse in 1961. _____
2. She got a fob watch as a present for her first job. _____
3. There were some men working as nurses too. _____
4. Mary liked the white collar on her uniform. _____
5. Mary wore her cap when she was on duty. _____
6. The matron was the nurse in charge. _____

- C** Read about Jimmy and Caoimhe. Listen to Jimmy talking. Answer the questions.

My name is Jimmy. When I was a young lad, I spent a week, maybe two, in hospital. I stayed in a big room called a ward, with lots of other

sick children. My mother and father could visit me for only a short time. I don't think they were allowed to come every day. Parents couldn't stay in the hospital at night then, like they can now. I remember being lonely and scared when they were gone. The nurses and doctors were nice, but I was glad to get home.



My name is Caoimhe. I broke my arm last year when I fell off my bike. It was really sore and my parents brought me to

the hospital. I had an operation on my arm and had to stay in the hospital for one night.

My mum stayed with me and the nurses and doctors were very nice. I got a cool cast and all my friends wrote on it when I went back to school. The best thing about breaking my arm was I got a new toy when I went home.



1. How long did Jimmy spend in hospital? _____
2. How did Caoimhe break her arm? _____
3. What is a hospital ward? _____
4. Who do you think looked after Jimmy at night? _____
5. Suggest why there were bars on the beds in the first picture above.

6. Guess where Caoimhe's mother slept while Caoimhe was in hospital.

7. List 3 differences between Jimmy's and Caoimhe's time in hospital.




Why Do We Need Electricity?

A Which of these objects use electricity? Write 'uses electricity' and colour it **red**, or 'does not use electricity' and colour it **green**.



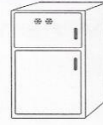
1. uses electricity



2. does not use electricity



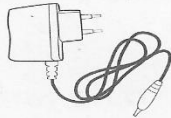
3. _____




4. _____



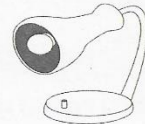
5. _____



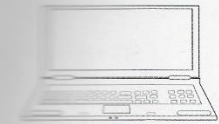
6. _____



7. _____



8. _____



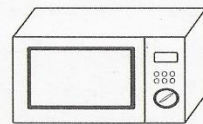
9. _____



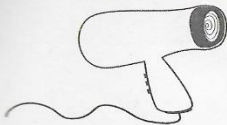
10. _____




11. _____



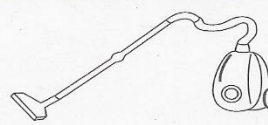
12. _____



13. _____



14. _____



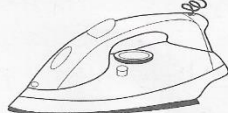
15. _____



16. _____



17. _____



18. _____



19. _____



20. _____



What Is Electricity?




A Read the story of electricity. Write the correct labels on the picture.

Some electricity comes from burning fuel such as coal and oil. We burn fuel in a huge boiler. The boiler has lots of tubes inside it that are full of water. When we burn fuel, the water in the tubes gets hotter and hotter. When the water gets really hot, it turns into steam. This steam is then sent through a big pipe into a steam turbine. A turbine has blades that turn, like the top of a windmill or a helicopter. The force of the steam makes the blades of the turbine turn round and round.



The turbine is joined to a big machine called an electricity generator. This electricity generator has a huge magnet inside it. It is a very special magnet called an electromagnet. When the blades of the turbine turn, the electromagnet spins round and round. When the electromagnet spins round and round, it makes electricity. The electricity then goes along a power cable to a pylon. The pylon sends the electricity to a transformer to make it safe for us to use. The electricity goes from the transformer to our homes.

coal	boiler	water	pipe	steam turbine	home
electricity generator		power cable		pylon	transformer



Find out and write about how the wind turns the blades of a windmill to make electricity. Draw a picture of it.

