

Alexander Graham Bell

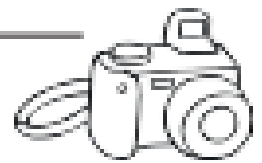


Date of birth: _____



Date of death: _____


_____ is significant because _____



A picture of Alexander Graham Bell



Interesting Fact



Treasure Map

Getting started

Paper is made from wood. Old paper often turns back to the colour of wood as it gets older. You can make paper look old and brown. It is fun to draw treasure maps on this old paper.



A. Check what you will need.

Write the word from the box under the correct picture.

mug teabags paper water newspaper



Setting the scene: Light, heat, air borne pollutants and humidity are the main elements that damage paper. Art galleries and museums are continually dealing with the damaging effects of time and the environment on important manuscripts and works of art. This chapter deals with the visible effects of aging and decay. In the experiment the children discolour paper to simulate the effect of ageing.





Experiment Time!

B. Look at the pictures and fill in the blanks.



1. Put the _____ in the glass bowl.
(scissors / teabags / bin)



2. Put cold _____ into the glass bowl.
(jam / water / ice)



3. Crunch up the piece of _____ in your hand.
(dress / paper / sweet)



4. Put the paper into the glass _____.
(bowl / hat)



5. Leave the paper in the _____ bowl for about 10 minutes.
(rubber / glass / sweet)



6. Leave the paper on some _____ to dry.
(newspaper / floor)

Helpful Hint

Make sure that the tea is a good rich-brown colour before putting in the small square of paper. Leave the paper to soak for a few minutes. The edges of the paper should be torn, not neatly cut, for a more authentic result. For a really impressive result, burn the edges of the paper prior to discolouring them. This should be done by the teacher at an earlier stage.

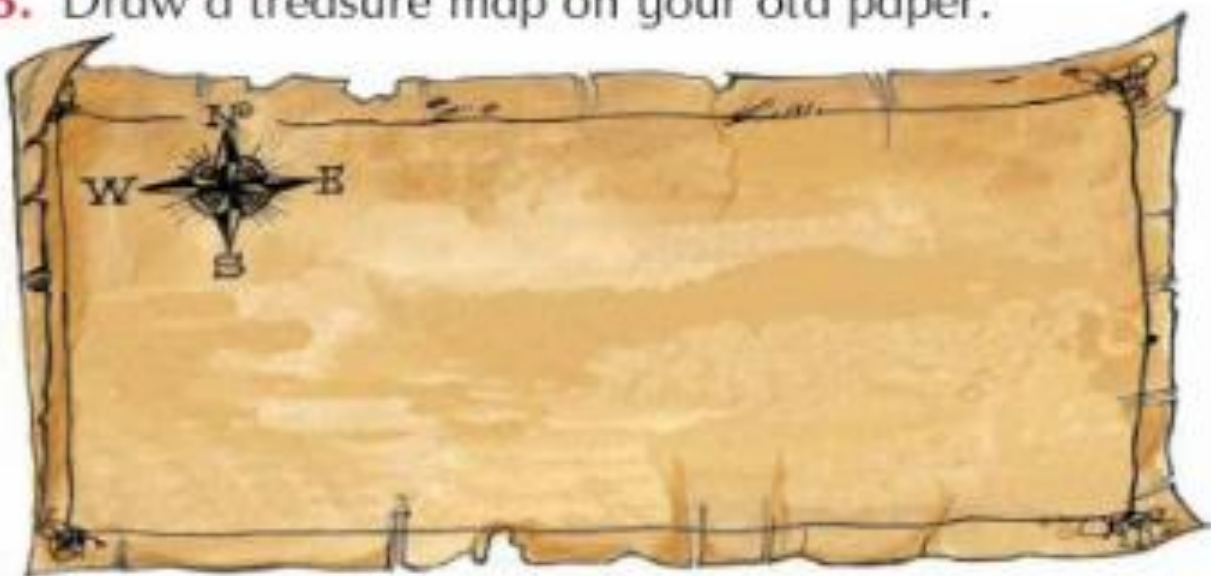
C. Prediction

What do you think will happen to the paper in the bowl of cold tea?

Now do the experiment.

**D. Think and Write**

1. What colour was the paper before you put it in the bowl? _____
(white / black / brown)
2. Does the paper look old or new? _____
3. When paper gets old, it turns _____.
(white / brown / blue)
4. The _____ has made the paper look old.
(newspaper / tea / mug)
5. Draw a treasure map on your old paper.





EXPERIMENT RECORD

Draw your experiment. Using the **wordbox**, label your drawing.

WORDBOX

mug
water
paper
teabags
newspaper

Make a list of what you used in the experiment.

1. _____ 2. _____ 3. _____
4. _____ 5. _____

Helpful Hint

The paper should be flattened and dried on the newspaper. This will give a wrinkled, browned effect.

Note: The children may prefer to write a message, letter or diary entry rather than a treasure map on their old paper.



FACT BOX

Irish people drink more tea than any other people in the world. Tea was first discovered in China about 5,000 years ago. It was brought to Europe in the 17th century and cost about €6 a kilogramme, a huge price at the time. Tea caddies, with locks, were used to store and protect the precious tea leaves. The tea we drink is usually a blend of leaves from several different countries. Tea tasters choose the best blends.