

Third Class Work 25th-29th May 2020.

Good morning boys and girls,

Below is your work for this week. Please upload your work as you complete it. All documents you need for this week will also be on Seesaw, some of which you will be able to edit and write on online. Try your best and do what you can.

Have a good week,

Ms. McHugh 😊

English:

Write a Book: Continue writing if you have opted in to do this project.

Spelling: Week 33. We have completed all new spelling lists in Spellbound.

I would like you to revise weeks 18-23 and then complete the revision week 33 in your copy.

Test words this week to practise and send to me on Friday, if possible:

1. Folder	2. Quarter	3. Speak	4. Reason
5. Beneath	6. Corner	7. Beach	8. Danger
9. Porter	10. Tongs	11. World	12. Prepare
13. Watch	14. Palace	15. Province	16. Chance
17. Princess	18. Friendship	19. Another	20. September

Reading: Bright Sparks **Matter of Fact** – Read pages 62-67 “Predators”. Complete Work to Discover A and B p. 68. Surf the Imagination Q 2 or 3 p. 69.

World Book Online – Choose an e-book to read if you have access to a computer.

<https://www.worldbookonline.com/wb/products?ed=all&gr=Welcome%21> Select e-books.

Away With W: Poem “Bird’s Nest” by Millicent Seager p. 85. Complete exercise A p. 89. Read facts in Think and Talk section and match the nests to each of the birds. Send to Seesaw when complete.

Page 87. Words ending with *ce* and *ge*. Read the words in the word box and look at the sound the ending makes. Complete B, C and D. Look up any unknown words in activity D. Send to Seesaw when complete.

(Optional extra: Mouse Search activities page 69, Matter of Fact, complete some Newsflash activities).

Irish (See separate document)

1. Comprehension: Béal Beo p. 168 and 169. Practise reading daily. I will upload the recording of this text to Seesaw. You can also listen to it on your Béal Beo CD or online at www.edcolearning.ie. Send me your reading.

Fregair na Ceisteanna Q. 1-7

Foclóir:

<ul style="list-style-type: none">• Ar ais ó – back from• Táimid an-bhuíoch díot – We are grateful to you• Ceachtanna-lessons• An sáile – brine/saltwater• Ceacht foglamtha – lesson learned• Gach seachtain – every week• Bím ag cleachtadh – I'm practising	<ul style="list-style-type: none">• Ceacht marcaíochta – horse-riding lesson• Ar fheabhas- excellent• Camail – camels• San Afraic – in Africa• Ar mo laethanta saoire -on my holidays• Riamh – before• Ag bádoireacht - boating• Leon – lion• Tíogar – tiger	<ul style="list-style-type: none">• Ainmhithe allta- wild animals• Am éigin – some time• Ar chuala tú – did you hear• deisithe – fixed• Ba chóir dúinn – We should• Turas beag – small trip• Sula dtéimid abhaile – before we go home• Plean – plan
---	--	--

2. Éist agus críochnaigh an pictiúir. (Listen and complete the pictures) P. 172 Béal Beo. A copy of the page is below. Draw what is missing and colour in what is being said. The audio is available on your CD. I will put a recording of it on Seesaw also. Listen to it at least three times.




3. Learn Seanfhocal (proverb)

Cleachtadh a dhéanann máistreacht – Practice makes perfect which means doing something over and over again is the best way to learn something.

Practising your Irish every day is the best way to learn it!! 😊



9.6 Éist agus críochnaigh na pictiúir.



Maths

X8 Tables. Tables test will be posted on Seesaw on Friday morning. You can edit the document on Seesaw and return it.

Complete Mental Maths daily column and Problem Solving. **Send daily to Seesaw.**

Mathemagic 3 – Chance pages 165 – 168. Solve the puzzles p. 169.

Monday: p. 165 & 167. Look and discuss the pictures. Please note **impossible** means that there is **no possible way** something can happen. If there is a **big or a small chance** something will happen, we select the word **possible**. It is **certain** if it will **definitely** happen. Send your answers to me.


Tuesday: P. 166 How likely? Look at the pictures closely before you decide.


Wednesday P. 168. Toss a Coin experiment. Try this at home and fill in the grids. Before you start, do you think one of the sides will turn up more than the other? Why? You must be able to tell me if they have an equal chance or is one coin more likely to “win”. Do you see a pattern? Is it what you expected?


Thursday: P. 169. Match the addition and multiplication sums. Do out the multiplication sums vertically. Remember, multiplication is repeated addition. Complete the code box Step 3 with your answers. Send me your answer to Step 3.

Friday Brain Teasers- Capacity Revision. Send your answers to me when complete.


Test 73 Capacity

1. How many millilitres do 6 spoons hold? 

2. How many millilitres do 3 eggcups hold? 

3.  Paul drank two glasses of water.
How many millilitres did he drink altogether?


4. $250\text{ml} + 300\text{ml} = \boxed{?}\text{ml}$


5. How many millilitres do three 250ml bottles hold? 

6. How many 500ml bottles can be filled from a litre bottle?

7. How many 250ml glasses can be filled from a litre?

8. $150\text{ml} + 300\text{ml} + 250\text{ml} = \boxed{?}\text{ml}$

9.  When two 200ml glasses of orange were filled from a 1l container, how many ml were left?

10. How many 500ml bottles can be filled from a 2 litre container? 

Answers ✓/X

1.

2.

3.

4.

5.

6.

7.






8.

9.

10.

Total ✓

Test 74 Capacity

- How many millilitres do 5 eggcups hold? 
- $350\text{ml} + 400\text{ml} = \boxed{?}\text{ml}$
-  Paul drank four glasses of water. How many millilitres did he drink altogether?
- $1\text{ litre} - 400\text{ml} = \boxed{?}\text{ml}$
- How many 5ml spoons can be filled from 100ml?
- How many 50ml eggcups can I fill from 500ml?
- When three 500ml bottles were filled from a 2 litre container, how many ml were left? 
- 250ml of cola cost 30c. How much should 1l cost?
-  How many 200ml glasses of milk can be filled from 2 litres of milk?
- How many 250ml bottles hold the same amount as two 750ml bottles? 

Answers ✓/X

1.	<input type="text"/>	<input type="checkbox"/>
2.	<input type="text"/>	<input type="checkbox"/>
3.	<input type="text"/>	<input type="checkbox"/>
4.	<input type="text"/>	<input type="checkbox"/>
5.	<input type="text"/>	<input type="checkbox"/>
6.	<input type="text"/>	<input type="checkbox"/>
7.	<input type="text"/>	<input type="checkbox"/>
8.	<input type="text"/>	<input type="checkbox"/>
9.	<input type="text"/>	<input type="checkbox"/>
10.	<input type="text"/>	<input type="checkbox"/>
Total	<input type="text"/>	<input type="checkbox"/>

Q1. Eggcup is 50ml (picture is a little unclear)

History:

Small World History “The Vikings” read pages 48 – 52.

Get Creative D p. 53 – You are a Viking that has just arrived in Ireland. Write a letter to your family telling them what life is like in the new country and your plans for the future. (You can include details about your trip to Ireland, who you are with, what you plan to do or have done there and whether you intend to return home or not).

Read your letter to me on Seesaw. Record an audio or send a video.

Mini-project: Research and write up some facts on the following topics:



Viking Longhouse (pictured), Shipbuilding, Food, Weapons, Battle of Clontarf (See Powerpoint on the website for information) and any other interesting facts you learn.

To help you with your research, there are some videos I would like you to watch at the following links. **Ask a parent for permission to visit the following links:**

Reading - Who were the Vikings? <https://www.bbc.co.uk/bitesize/topics/ztyr9j6/articles/zjcxwty>


How did the Vikings fight? <https://www.bbc.co.uk/bitesize/topics/ztyr9j6/articles/zy9j2hv>

Viking Trade and Exploration <https://www.bbc.co.uk/bitesize/topics/ztyr9j6/articles/zw3qmp3>

Longboats- An Incredible Viking Voyage—Made Entirely of Paper | National Geographic
<https://www.youtube.com/watch?v=eGLu2Frqwis>

National Museum of Ireland – Burials and Weapons <https://www.museum.ie/en-IE/Museums/Archaeology/Engage-And-Learn/Schools-Educational-Visits/Viking-Videos> * There are lots of videos about Viking artefacts.

Art: Design and make a Viking longship or paint a longship at sea. Learn the parts labelled in the picture.



The Vikings were superb sailors. Viking longships were used in battle and were long, light and slender so they could move around quickly. They had a square sail and a mast but could also be rowed if there was no wind. Sails were sometimes quilted in stripes or a diamond pattern, or dyed blood red. Depending on its size, a longship had 24 to 50 oars. The prow at the front of the ship was often adorned with a dragon or snakehead. Small boats were sometimes carried on board the larger boats to row ashore for exploring without risking the

main ship.

To make the longship: You can use cardboard for the boat and paper for the mast. Straws, lollipop sticks, string can be used to hold up the sail.



Alternatively, you can draw a longship at sea and paint the scene.



Send your art work to me on Seesaw.

Religion:

Read pages Grow in Love 3 – Christian Pilgrimage pages 76 -78 in textbook

Access online username: trial@growinlove.ie password : growinlove

Learn meanings of words/phrases p. 76. 1. Pilgrimage 2. Marian pilgrimage 3. Basilica
4. Novena

Read: Story and facts on p. 77 and 78.

Ask you parents or grandparents have they ever been on a pilgrimage? Have they been to a Novena? If they have, ask them to explain to you what it was like. Is it something you would like to do?

Pray: Prayer to Our Lady of Knock p. 78

PE: GAA weekly activities. Give them a try!

Skills exercise: <https://www.youtube.com/watch?v=rZ6VTGsb4FE&list=PLbAvjLA-cZu0JHWmN8lwcI4v8fXJd3qYE&index=6&t=0s> (20 each side everyday)

Physical exercise: https://www.youtube.com/watch?v=tdmp7Bt7la4&list=PLbAvjLA-cZu2_eQy0tdGKH1J-V6Gd5guW&index=26