

1st Class work for week of 18th -22nd January

Hello everyone,

I hope you are all keeping safe and well. I have outlined the work for the coming week below. On seesaw I have uploaded videos where I am talking through certain pieces of work these are highlighted below. I have also highlighted the work which I would like you to submit to seesaw this week (please note mental maths should be uploaded daily if possible). I want to say thank you so much for all the great work that you have completed and uploaded to seesaw, you are all doing amazing work. Keep it up.

Miss Corrigan

Daily work

- New wave Mental maths Week 18 *upload to seesaw daily.
- Homework copies – Work it out week 17 (please see attached at the end of this document)
- Spellbound – one exercise per day Week 16 (Revision week there are 5 exercises, you can do 2 exercises on one of the days)
- Morning work in Copies each day- day 69, 70, 71 and 72 (please see attached at the end of this document)
- Complete reading daily (<https://home.oxfordowl.co.uk/> has many free e books for children divided by age)
- Continue to encourage additional reading
- Tables children will begin subtraction tables -1 (there will be additional material to support tables work uploaded to seesaw)

English

- Imaginative writing- The children will work on imaginative writing; this is where the children are given a prompt or starter question and they use their imagination to complete a piece of writing. Encourage your child to think carefully about what they want to write, use their imagination to create and try to make their work interesting. Have your child complete the worksheet attached entitled “Special glasses” *upload to seesaw.
- Handwriting –This week we will be working on the letter “m.” Have your child trace the letters at the top of the page and complete the page (remind your child to use proper pencil grip). Encourage your child to work neatly and remind them to follow the directional arrows at the top of the page when forming the letters. This page will be uploaded to seesaw with the English worksheets.
- Comprehension- Away With Words Pg 54 and 55- A bad cold. Have your child read through the story and discuss it with them. Complete the activities on Pg 55. (Remind your child to refer to the story for the correct spelling of words)
- Word endings – adding “ing” - This week we will be working on adding “ing” to words. To introduce your child to this topic please have them go through the PowerPoint where I talk them through adding ing to words (on seesaw). Complete Away With Words Pg 50. **note that I have assigned an additional task to complete on seesaw entitled “adding -ing to verbs” Please complete this task and submit it on seesaw.
- Phonics work- this week we will be working on phonics using the Sounds like Phonics programme linked on the schools learning assessments page (<https://slp.cifallon.ie/>)

click on the link and click into Sounds like Phonics book C. Click into Unit 3 The Library. Then click on the "ow ou" sound. Complete the activities for this sound (mouth position, blending ,true or false, word sorting and mystery books. Complete ow ou phonics worksheets attached Pg 60 and 61 *upload to seesaw.

Maths

This week we will be beginning work on fractions. We will be focusing on fractions of a shape and fractions of a number. Have your child watch this video to introduce them to the topic of fractions <https://www.youtube.com/watch?v=362JVvvgYPE>

Have your child watch the PowerPoint where I am discussing fractions of a shape (on seesaw)

Discuss with your child about fractions and where they may have experiences fractions in real life i.e. pizza, bar of chocolate, orange etc.

Fractions of a number- have your child watch the PowerPoint where I am discussing how to find a fraction of a number.

Discuss with your child why they might need to divide an about into fractions i.e. sharing a bag of sweets or marking the halfway point in a book etc.

Mathemagic – Pg 79, 80, 89,90

Figure it out- Pg 46,47,60 *upload to seesaw.

I have uploaded additional tasks on seesaw in relation to fractions.

Additional activity – make a list of things in your home that can be halved, either by shape or by number, ask your child to show you half of objects around the house and ask them to divide sets of objects into halves.

Problem solving – I will uploaded a series of problem solving questions and activities to seesaw on Friday, have your child work through these answer them The children have learned to use the RUDE method of problem solving, encourage your child to use this when they are completing the problems

R- Read

U- Underline

D- Draw

E- Estimate

Gaeilge

Log into Bua na Cainte

Username – trial

Password- trial

Select the theme 'An Aimsir' and 'An Geimhreadh'

- Click Ceacht (lesson 3)- Click on the music symbol and go through the poem “Sciorr and Mhuc” (listen to this multiple times to help your child familiarize themselves with the words)
- Click the speech bubble and listen to the Comhrá (conversation) for the lesson.
- Click on the games controller and complete the activities “Cuir na Pictiúir in Ord agus Tasc Éisteachta”
- Complete Pg 45 in Bua na Cainte
- Click on Ceacht 4 (lesson 4)
- Click music symbol and go through the poem “Cé hé mise?” (listen to this multiple times to help your child familiarize themselves with the words)
- Click on the speech bubble and go through the comhá
- Click on the game controller and complete the activities “Tasc Éisterachta, Cé hé? agus Aimsigh and Difríocht”
- Complete Pg 46 in Bua na Cainte
- Scéal- at the end of each topic of work we have an Irish story. To listen to the story please click on scéal at the bottom left of the screen and listen to the story “Ag Súgradh sa Sneachta”
- Complete Pg 47 – ask your child to identify the vocabulary on the page. ***upload to seesaw.**
- Am don leamh 2 Pg 40 and 41 (I have uploaded a video of me reading through this and explaining it, please have your child follow along and complete the Pgs)

Irish reading – I will be reading an Irish story (Ní féidir liom é a fháil) on seesaw, please have you children read along with the story and look out for the following vocabulary-

Liathróid – ball
 Caipín- cap
 Slipéir – slipper
 Lón- lunch

RE

In school we use the Grow in Love programme. This has been made free to access during this time. To login please google ‘Grow in Love login’ and use the following details

Email: trial@growinlove.ie

Password: growinlove

- Choose the First Class book/P3
 - Choose Theme 4 We hear the Gospel at Mass
 - Choose lesson 2- We listen to the Gospel
 - Click on the video “Mass The Gospel” discuss this video with your child. You may want to discuss the following points-
- ❖ That the people stand to greet the Gospel

- ❖ That they sing “Alleluia” as a way of welcoming the Gospel reading that people make the Sign of the Cross on their foreheads, lips and hearts before the gospel is proclaimed.
 - ❖ That the Gospel is proclaimed by the priest
 - ❖ That there are responses which we say at the beginning and end of the Gospel
- Complete Pg 26-27 in Grow in Love
 - Practice and sing the “Alleluia” (lyrics are on the grow in love site)
 - Ask your child to name any bible stories that they may have heard at Mass. Have your child recall some of the bible stories that we have covered in school this year. Here are the links to 2 of the stories if your child would like to listen to them again.
 - David and Goliath - <https://www.youtube.com/watch?v=pHO4tDjci5k>
 - Jonah and the Whale - <https://www.youtube.com/watch?v=uqW70DsZpVw>

Bookmarks

As the children are learning about the Gospel this week and it is such a special book. There is an additional lesson on bookmarks. Show your child a bookmark and chat about it and its purpose. Explain to your child that there are many sections in the Bible and in order to find a particular story easily a bookmark is a great idea.

Art activity- have your child design their own Bible bookmark (I have uploaded templates from Grow in love on seesaw, each of these represents a bible story). Encourage your child to use their new bookmark and to remember the Bible story each time their use it.

SESE

Geography – This week we are learning about how to take care of our community in winter.

Watch the animation “Taking care of my community in winter” on seesaw. Discuss the video with your child. Ask your child to think about ways in which winter might be a difficult time for people or animals in their locality. Ask them to explain why they think these difficulties arise and encourage them to suggest ways in which they or their families could help to alleviate some of these challenges. You may wish to discuss the following: checking on elderly neighbours; clearing ice or snow from pathways outside homes; ensuring that animals have adequate food, water and shelter; how farmers adapt the environment to care for their crops and animals; protecting plants from frost and ice by taking them indoors or placing them in a greenhouse; caring for possessions such as bicycles or scooters by storing them indoors during bad weather, etc

Complete worksheet “Taking Care of My Community in Winter”. Have your child talk about the pictures and write about the ways in which the Little Explorers are helping their community or environment. They write three ways that they can take care of people, animals or their belongings in winter.

History – This week are going to be looking at schools in the past. Have your child listen to me reading “Mary’s story” on seesaw. Discuss some of the differences in Mary’s school

experience and your own. Have your child compare Mary's experience to their own school experience. What a Wonderful word Pg 32, on this page look at the 2 pictures and discuss the similarities and differences in the 2 images. You may want to focus on the following questions-

- *What is the difference in the children's clothes?
- *Can you work out how many years difference there is between the 2 pictures?
- *Do the children in the pictures look happy?
- *If you had to go to one of the schools, which one would you choose and why?

Complete Pg 33 in What a Wonderful World "How schools have changed." Have your child interview an older person (it can be parent or grandparent or even aunt or uncle). ***upload to seesaw**

Science- This week we will be learning about healthy eating and keeping active with a focus on food. Watch the PowerPoint video "Food groups" where I go through the different food groups and their job. After the PowerPoint have your child name the 5 food groups and give you an example of a food from each. Complete What a Wonderful World Pg 61, your child will have to unscramble the words to spell out the names of different foods. Seesaw activities, have your child complete the healthy eating activities on seesaw. Throughout the week continue to engage your child in discussions about healthy eating and have them help with meals, and choose healthy snacks etc.

Art

Optical illusion spiders web (All links will be uploaded to seesaw)

Look at this illusion-filled video.- <https://www.youtube.com/watch?v=qIJ5jOF6ju8>

See if you can figure out these optical illusions, you can click to reveal the answers
<https://www.optics4kids.org/illusions>

Now we are going to make a Spider Web Illusion – watch the video and follow along
https://www.youtube.com/watch?v=9DW4wg2DdwU&feature=emb_title

You'll need a straight edge or ruler. Use complementary colours to make the illusion more vibrant (red/green, purple/yellow, orange/blue)

Take a photo of your art and upload seesaw if you would like.

Music

In school we use a programme in school called Dabbledoo. I have attached a link below for anyone who would like to participate in this week's activities. On clicking on the link you will be able to enrol for free and access the content. I will also upload the link to this week's lesson on seesaw. This week we will be completing the lesson called "Little Liza Jane"

PE

Sligo GAA have provided the following skills links all of which can be completed at home, why not give them a go.

Kick pass- <https://www.youtube.com/watch?v=ZxE3ofLZ4WU&list=PLbAvjLA-cZu0JHWmN8lwcl4v8fXJd3qYE&index=9>

Bear crawl - https://www.youtube.com/watch?v=2WWwXf1CubY&list=PLbAvjLA-cZu2_eQy0tdGKH1J-V6Gd5guW&index=15


Bear crawl hold- https://www.youtube.com/watch?v=B7ZPk1ZlpI8&list=PLbAvjLA-cZu2_eQy0tdGKH1J-V6Gd5guW&index=47

Additional activities


These are some suggested activities/resources if your child would like some additional activities to complete.

- Children could complete a book review for their favourite book, templates can be found on Twinkl
- Additional maths activities-children can also complete any worksheets/ activities from Twinkl which are revision of topics already covered including addition, subtraction, money, 2D/3D shapes, data and place value
- Children can go back through the previously completed weeks in their Spellbound and revise their spellings. You could also choose any of these words and ask your child to put them into sentences. Look out for any words that your child is spelling incorrectly and revise these words in particular.
- Storyline Online is a great free resource that the children are already familiar with, there is a verity of different stories which they children can listen to and each story is accompanied by activities and worksheets
- You may be aware that RTE will be broadcasting school on TV from 10-12 Monday to Friday on RTÉ 2. Your child may wish to watch and participate in these lessons.


DAY 69

- Write the number of syllables in **seen**.
- Fill in the missing letter. D__ember
- Write in **sh** or **th**. di__
- Which word does not belong in this family? Draw a line under it.
shore yawn draw crawl
- Circle **true** or **false**.
I am in first class.
- Add **ed** to **brush** to make a new word.
- Fill in **was** or **were**.
The car red and shiny. 
- Add **s** to **fan** to mean more than one.
- Circle the word that is not needed.
Granddad said a funny thing make yesterday.
- Which word needs a capital letter?
I called my baby chick chirpy.

DAY 70

- Write the number of syllables in **put**.
- Fill in the missing letter. Decem__er
- Write in **sh** or **th**. __ark
- Which word does not belong in this family? Draw a line under it.
ride like drip five
- Circle **true** or **false**.
An apple can only be green.
- Add **ed** to **start** to make a new word.
- Fill in **was** or **were**.
My dog barking. 
- Add **s** to **cake** to mean more than one.
- Circle the word that is not needed.
The red apple fell down over from the tree.
- Which word needs a capital letter?
We went to france.

DAY 71

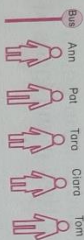
- Write **Septumbar** correctly.
- Which word starts with **st** like **stop**?
step cost skip ship
- Circle the word that ends with **ay** like **day**.
lady play happy your
- Circle the word that rhymes with **wish**.
shut fish ship smash
- Add **un** to **kind** to make a word that means 'not kind'.
- Circle **true** or **false**.
The colour of snow is white.
- Fill in **has** or **have**.
Paul a new schoolbag.
- Add **es** to **brush** to mean more than one. 
- Fill in **to** or **two**.
I went the shop yesterday.
- Fill in **When** or **Who**.
 are you?

DAY 72

- Write **Oktoeberr** correctly.
- Which word starts with **sk** like **skin**?
stand skip spot disk
- Circle the word that ends with **st** like **best**.
stone must skip bunch
- Circle the word that rhymes with **chin**.
chop shop chip shin
- Add **un** to **safe** to make a word that means 'not safe'.
- Circle **true** or **false**.
The colour of coal is black.
- Fill in **has** or **have**.
It rained all day.
- Add **es** to **smash** to mean more than one.
- Fill in **to** or **two**.
I made chocolate cakes.
- Fill in **Who** or **Where**.
 did you go?

MONDAY - WEEK 17

- T** 1. $7 + 6 =$
- A** 2. $7 + 10 =$
- B** 3. $7 + 5 =$
- L** 4. $7 + 0 =$
- S** 5. $7 + 3 =$



6. Who is 2nd? _____
7. Who is 4th? _____

8. $10 =$ + 8
9. Show half an hour later.



Work it out



10. 2 less than 20 is .

11. + 5 = 10



The triangle is inside outside the square.

13. $36 + 10 =$

14. Fill in the missing numbers. 60, , 62, , 64, 65,

15. During what season is Christmas?



Score



TABLES TUESDAY - WEEK 17

1. + 7 = 16
2. + 7 = 14
3. + 7 = 9
4. + 7 = 15
5. + 7 = 7
6. + 7 = 17
7. + 7 = 13
8. + 7 = 11
9. + 7 = 10
10. + 7 = 12
11. $7 +$ = 11

12. $7 +$ = 17
13. $7 + 6 =$
14. $7 + 3 =$
15. $7 + 9 =$
16. + 7 = 11
17. + 7 = 12
18. + 7 = 8
19. $7 +$ = 16
20. $7 +$ = 9



Score



WEDNESDAY - WEEK 17

- T** 1. $7 +$ = 11
- A** 2. $7 +$ = 16
- B** 3. $7 +$ = 10
- L** 4. $7 +$ = 17
- S** 5. $7 +$ = 12

6. Does a circle have corners? Yes No

7. How many hours in a day?

8. $45 + 10 =$

9. Fill in the missing numbers. 65, , 67, , , 70,

10. 3 more than 24 is .

11. How many more triangles than circles?

12. The boy is on the left of on the right of the car.



13. $30 - 2 =$

14. Show half an hour earlier.




15. $3 = 8 -$



Score



Work it out



THURSDAY - WEEK 17

- T** 1. + 7 = 10
- A** 2. + 7 = 7
- B** 3. + 7 = 15
- L** 4. + 7 = 13
- S** 5. + 7 = 9

6. Show half an hour later.



7. $4 = 7 -$

8. The bee is above below the flower.



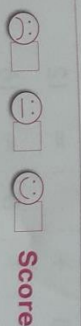
9. Are a sphere and a circle the same thing? Yes No

10. 3 less than 30 is .
11. $72 + 10 =$
12. What year was last year?



13. Who has the most? _____
14. Who has the least? _____

15. How much have Tom and Mary together? c



Score

