

2nd Class work for week of 15th – 17th February

Hello everyone,

I hope you are all keeping safe and well. I have laid out this week's work a little differently because it is a 3-day week, I have laid it out in a daily format to help split time equally. Thank you so much for the engagement on seesaw so far it has been amazing to see all your hard work. Also, a big thank you for all the videos and voice messages that you are sending in, it is great to see your faces and hear your voices. I hope you all have a great midterm and enjoy your time off.

Miss Corrigan

Daily work

- New wave Mental maths Week 21 (You can complete the full week in the 3 days)
*upload to seesaw daily.
- Homework copies – Work it out week 21 (Monday Tuesday and Wednesday) (please see attached at the end of this document)
- Spellbound – revision of weeks 16-19 (please do not start week 20)
- Morning work in Copies each day- day 85, 86, 87 (please see attached at the end of this document)
- Complete reading daily (<https://home.oxfordowl.co.uk/> has many free e books for children divided by age)
- Continue to encourage additional reading
- Tables children will begin x3 (there will be additional material to support tables work uploaded to seesaw)

Monday 15th February

English

- Creative writing- This week the children will have the opportunity to complete a piece of creative writing for a creative writing competition. The children will explore the ocean through a short story or poem. Your child can write a story or poem based around the sea and marine life. The begin it may be beneficial to brainstorm ideas with your child and talk about experiences that they have around the ocean. I have included some prompt questions below.
- ****PLEASE NOTE- The children would have to send their poem or story typed to me on Seesaw or Word etc so it can be copied and pasted into the entry form online.****

Prompt questions for creative writing

- What does the ocean mean to you?
- Write about your favourite trip to the seaside.
- What is your favourite ocean creature? What about it do you like the most? Write a story or a poem about it.

- Write a poem or a story from the perspective of a sea creature about the ways in which people are damaging their home with litter and plastics.
- If you had the opportunity to go underwater in a shark cage with great white sharks swimming all around you, would you do it? Write about it.
- Tell a story about going out with your friends on a deep sea treasure hunting adventure.
- You've discovered a new sea creature! Describe the habitat, its relationship with other sea creatures, etc.
- What would it be like if mermaids lived under the sea?
- What would the world be like if there were no oceans?
- You find yourself in a raft in the middle of the ocean. How did you get there?
- Cloze procedure – have your child complete the cloze procedure called “What will I do?” encourage your child to read the piece carefully and then to choose the most appropriate word to fill in.

Maths

This week we will be continuing with our work on time. The children should be familiar with calendar/ sequencing work from last week, it may be beneficial to revise this again. This week we will be continuing on from the work done in 1st class and looking at analogue time. Your child will be used to seeing clocks in the home, on their watches etc. The children are familiar with o'clock and ½ past. Encourage your child to draw the hands in the correct position on the clock. There will be a PowerPoint on seesaw where I will be talking through the

- Mathemagic – Pg 105 *upload to seesaw.
- Figure it Out Pg 52
- Activities on seesaw based on time (o'clock and half past)

Gaeilge

Log into Bua na Cainte 2

Username – trial

Password- trial

Select the theme “Caitheamh Aimsire”

- Click Ceacht 11 (lesson 11)- Click the speech bubble and listen to the Comhrá (conversation) for the lesson.
- Click on the games controller and complete the activities – Tasc Eisteachta agus Bí ag Scríobh.
- Complete the Caitheamh Aimsire wordsearch which will be uploaded to seesaw.

Religion


Grow in love-

To login please google 'Grow in Love login' and use the following details

Email: trial@growinlove.ie

Password: growinlove


- Choose the First Class book/P3
- Choose Theme 5 Reconciliation
- Choose lesson 3 we celebrate God's forgiveness in the Sacrament of Reconciliation.
- Click on Shauna's story and revise this story with your child
- The click on the slideshow Sacrament of Reconciliation and discuss each picture with your child as follows.



Picture 1: We think about the times when we didn't love others and didn't love God (Examination of Conscience)

- What do you see in the picture?
- If these children are preparing for reconciliation what do you think they are thinking about?

Explain to the children that, before we celebrate the Sacrament of Reconciliation, we think about the times when we did not love God or others. We can think about how Jesus asked us to love others. Then, we can think about the times that we haven't lived as Jesus asked; times when we hurt others, took something that did not belong to us, or told lies. The priest will help us to think about these times.




Picture 2: Confession

- What do you see in the picture?
- Who is the girl talking to? What do you think she is saying?

Explain that this girl has thought about her actions, and has realised that she has done some things that she wants to say sorry for. She has come to the church to celebrate the Sacrament of Reconciliation. In this picture we see her telling the priest about times when she did not love God and others.


The priest is listening to the girl. God is with them. This part of the Sacrament of Reconciliation is called 'confession'. The girl is telling her sins to the priest. She is making her Confession.



Picture 3: Penance

- This time, the priest is talking to a boy. The priest is speaking for God. What do you think God wants to say to the boy?

Explain that, after we confess our sins, the priest talks to us for a minute. He then asks us to say some prayers or to do an act of kindness which will help us to come closer to God again. This is known as penance. Penance helps us to undo the harm caused by sin. We say or do our penance after we leave the priest.



Picture 4: Absolution

- What do you think the priest is doing in this picture?

Next, we say the *Act of Sorrow*. Then the priest forgives us our sins. This is called absolution. The priest forgives sins in the name of Jesus Christ. The absolution is spoken in God's name. It shows us God's forgiveness, and shows that we are reconciled with him. We are then ready to begin again.

- Revise the steps of Reconciliation with your child.

History

China- this week the children will be looking at the country of China. They will be focusing on a Chinese legend of "The Silkworm." I have uploaded a video of me reading the story. Pg 71 in their What a Wonderful World book. Discuss this story with your child and ask them to retell the story to you in their own words. Complete What a Wonderful World Pg 71

*Upload to seesaw

Tuesday 16th February

English

- Comprehension- What are Volcanoes? (this will be uploaded to seesaw with the English sheets). Read through the piece with your child and complete the questions. Encourage our child to refer to the story to help them answer the questions. Also encourage our child to answer the questions in full sentence answers.
- Handwriting –This week we will be working on the letter “e”. Have your child trace the letters at the top of the page and complete the page (remind your child to use proper pencil grip). Encourage your child to work neatly and remind them to follow the directional arrows at the top of the page when forming the letters. This page will be uploaded to seesaw with the English worksheets.

Maths

The children will begin work on digital time, they have already experience of this from their work it out and mental maths. The children will be beginning with half past. To introduce this explain to your child that there is 60 minutes in an hour and there for half of 60 is 30 so when we are writing half past in digital time we write the hour followed by the number 30 for example 6:30,

- Mathemagic Pg 106 *upload to seesaw.
- Figure it out Pg 53
- Activities on seesaw based around time

Gaeilge

Log into Bua na Cainte 2

Username – trial

Password- trial

Select the theme “Caitheamh Aimsire”

- Click Ceacht 12 (lesson 11)- Click the speech bubble and listen to the Comhrá (conversation) for the lesson.
- Click on the musical symbol and listen to the song “Téim ar Scoil” and “An Lua, An Mháirt
- Complete Pg 59

Religion

To login please google ‘Grow in Love login’ and use the following details

Email: trial@growinlove.ie

Password: growinlove

- Choose the First Class book/P3
- Choose Theme 5 Reconciliation
- Choose lesson 3 we celebrate God’s forgiveness in the Sacrament of Reconciliation.
- Click on the video 1 Sacrament of Reconciliation and discuss with your child
- Click on the video 2 Sacrament of Reconciliation and discuss

Geography

Continuing with our theme of China the children will be learning about the country of China and their customs and traditions. Have your child watch the PowerPoint of me discussing China and some facts and information about the country. Then have your child read Pg 68 and 69 in What a Wonderful World and complete the activity on Pg 69

Wednesday 17th February

English

- Adjectives - this week we will be learning about adjectives. Have your child listen to the PowerPoint in which I go through what adjectives are and how they are used. Have your child complete the 2 worksheets based around adjectives *upload to seesaw. There will be additional material on seesaw around the topic of adjectives.
- Phonics assessment- have your child complete the Phonics assessment sheet attached (if possible allow your child to complete this sheet as independently as possible) *upload to seesaw.

Maths

The children will be introduced to $\frac{1}{4}$ past. It is beneficial to show the children a clock face divided into quarters (note the children have used this technique for half past before). It is important to remind the children that when the big hand is at 3 it is $\frac{1}{4}$ *they always look at the big hand first* then they must look at the small hand. If the big hand is at 3 then it is $\frac{1}{4}$ past the number that the small hand is just past.

- Mathemagic Pg 107 *upload to seesaw.
- Additional activities on seesaw based around time

Gaeilge

Log into Bua na Cainte 2

Username – trial

Password- trial

Select the theme “Caitheamh Aimsire”

- Click on scéal in the bottom left corner of the screen
- Listen to the story “Gairdín an Fhathaigh
- Complete Pg 60 in Bua na Cainte

RE

To login please google ‘Grow in Love login’ and use the following details

Email: trial@growinlove.ie

Password: growinlove

- Choose the First Class book/P3
- Choose Theme 5 Reconciliation
- Choose lesson 3 we celebrate God’s forgiveness in the Sacrament of Reconciliation.

- Click on the video Sacrament of Reconciliation Part 1 and discuss with your child
- Click on the video Sacrament of Reconciliation Part 2 and discuss
- Complete Grow in Love Pg 32 and 33

Science

Continuing with the out theme of China the children will be learning about the silkworm and they will be learning about the lifecycle of the silkworm. Listen to the PowerPoint of me talking about the silkworm and its lifecycle. Read Pg 70 in What a Wonderful world with your child. Complete the lifecycle of the silkworm on seesaw.

PE

Sligo GAA have provided the following skills links all of which can be completed at home, why not give them a go.

Skills

First/Second Class

<https://video.link/w/iP5Qb> kick and catch

Athletic Development Exercises

<https://video.link/w/fb6Qb> cobra to childs pose

<https://video.link/w/Rd6Qb> crab crawl throws

Go noodle- there are some great active videos on God noodle, including dance, sports orientated games and workouts. The children are already familiar with go noodle and will be able to choose their favourite videos.

Additional activities

These are some suggested activities/resources if your child would like some additional activities to complete.

- Children could complete a book review for their favourite book, templates can be found on Twinkl
- Additional maths activities-children can also complete any worksheets/ activities from Twinkl which are revision of topics already covered including addition, subtraction, money, 2D/3D shapes, data and place value
- Children can go back through the previously completed weeks in their Spellbound and revise their spellings. You could also choose any of these words and ask your child to put them into sentences. Look out for any words that your child is spelling incorrectly and revise these words in particular.
- Storyline Online is a great free resource that the children are already familiar with, there is a verity of different stories which they children can listen to and each story is accompanied by activities and worksheets
- You may be aware that RTE will be broadcasting school on TV from 10-12 Monday to Friday on RTÉ 2. Your child may wish to watch and participate in these lessons.

MONDAY - WEEK 21


**T
A
B
L
E
S**

- $1 + 8 = \square$
- $3 + 1 = \square$
- $3 - 1 = \square$
- $1 + 5 = \square$
- $2 - 1 = \square$



6. Two 30 cm rulers = \square cm

7. €1 = 20c + \square c + \square c
+ \square c + \square c

8. 9 less than 20 is \square .

9.  A fish weighs $\frac{1}{2}$ kg. What do 4 fish weigh? \square kg


10. $30 + 40 + \square = 80$

11. A circle face can be found on a  \square  \square .


12. Paul jumped $\frac{1}{2}$ m further than Áine. Áine jumped 70 cm. Paul jumped \square m \square cm.

13. $25 + 2 + \square = 30$

14. Fill in the missing number.
156, 157, 158, 159, \square

15.  Write this time on the digital clock. \square :

Score 15

Work it out 



TABLES TUESDAY - WEEK 21

- $7 - 1 = \square$
- $7 + 1 = \square$
- $4 - 1 = \square$
- $10 - 1 = \square$
- $1 + 4 = \square$
- $1 + 8 = \square$
- $3 - 1 = \square$
- $9 - 1 = \square$
- $5 + 1 = \square$
- $3 + 1 = \square$
- $11 - 1 = \square$

- $8 - 1 = \square$
- $1 + 0 = \square$
- $1 + 2 = \square$
- $1 + 9 = \square$
- $6 - 1 = \square$
- $10 + 1 = \square$
- $1 + 6 = \square$
- $5 - 1 = \square$
- $1 - 1 = \square$

Score 20

WEDNESDAY - WEEK 21

- T
A
B
L
E
S**
- $1 + 7 = \square$
 - $1 + 8 = \square$
 - $8 - 1 = \square$
 - $1 + 3 = \square$
 - $6 - 1 = \square$


6. Is $52 < 25$? Yes No

7. $(\frac{1}{2} \text{ of } 6) + (\frac{1}{4} \text{ of } 8) = \square$


8. Ahmed is 100 cm tall. Eimear is 85 cm tall. Together they are \square cm.

9. A bottle holds 1 litre. How many litres do 6 bottles hold? \square l

10. $40 + 35 = \square$

11. Draw the mirror image. 

12. Half of 24 = \square

13.  What time is it? It is _____.

14. $100 = 50 + 20 + \square$

15. Matt has 70c. Jake has €1.20. How much more money than Matt does Jake have? \square c

Score 15

DAY 85

- Write double letters to spell the word.
The car stopped in the mi le of the road.
- Write the correct word in the shape.
kind sang coat
- Add **ew** and sound out each word.
n s gr
- Number in alphabetical order.
 sand beach waves
- Circle the word you can add to **out**.
in side around
- Which word means **it is**?
its its
- Write . or ? in the box.
The school bus is late
- Change the verb **sleep** so it makes sense in this sentence.
A baby in a cot.
- Use the joining word **or** or **but**.
I don't like spiders snakes.
- Which word is the joining word?
He made his bed and he tidied his room.

DAY 86

- Write double letters to spell the word.
I can hear the ke le boiling.
- Correct the spelling mistake.
We will visit Uncle David on Sonday.
- Add **ew** and sound out each word.
thr j els
- Write the words in alphabetical order.
water milk juice
- Which word can you add to **some**?
there come times
- Write **it's** or **its**.
Mum said time for tea.
- Write . or ? in the box.
What's the time please
- Change the verb **camp** so it makes sense in this sentence.
Last weekend, we in a tent near the river.
- Use the joining word **or** or **but**.
She tried the soup it was too salty.
- Which word is the joining word?
I like that pillow because it is soft.

DAY 87

- Write the missing letters. **le** or **el**
 has one or two humps on its back.
- Correct the spelling mistake.
We walk parst the park every day.
- Add **ew** and sound out each word.
cr st
- Write the words in alphabetical order.
lamb cub puppy
- Circle the word you can add to **sun**.
hot shine cloud
- Write **it's** or **its**.
The dog buried bone.
- Write . or ? in the box.
How do you know that
- Change the verb **brush** so it makes sense in this sentence.
She her hair until it shone.
- Write **If** or **Because**.
 we do good work, our teacher might give out stickers.
- Circle the joining word.
It was my party so I cut the cake.