

2nd Class work for week of 1st- 5th February

Hello everyone,

I hope you are all keeping safe and well. I have outlined the work for the coming week below. On seesaw I have uploaded videos where I am talking through certain pieces of work these are highlighted below. I have also highlighted the work which I would like you to submit to seesaw this week (please note mental maths should be uploaded daily if possible). I want to say thank you so much for all the great work that you have completed and uploaded to seesaw, you are all doing amazing work. Keep it up.

Miss Corrigan

Daily work

- New wave Mental maths Week 20 *upload to seesaw daily.
- Homework copies – Work it out week 19 (please see attached at the end of this document)
- Spellbound – one box and one exercise per day Week 18
- Morning work in Copies each day- day 77, 78, 79 and 80 (please see attached at the end of this document)
- Complete reading daily (<https://home.oxfordowl.co.uk/> has many free e books for children divided by age)
- Continue to encourage additional reading
- Tables children will begin subtraction tables x10 (there will be additional material to support tables work uploaded to seesaw)

English

- Report writing- this week we will be focusing on report writing, I have uploaded example of a report on crocodiles to seesaw. I will talk through the important parts of a report in this video. Have your child follow along and tell you 3 new facts that they have learned about crocodiles. Have your child complete page Writing genre- Modelled and Shared Writing in this page your child will read facts about the seal and categorise them under the correct heading. *upload to seesaw.
- Complete your own report on a chosen animal. I have uploaded a report template to seesaw. Your child can choose any animal they wish and write a report about that animal.
- Handwriting –This week we will be revising the letters h,m,n and r. Have your child trace the letters at the top of the page and complete the page (remind your child to use proper pencil grip). Encourage your child to work neatly and remind them to follow the directional arrows at the top of the page when forming the letters. This page will be uploaded to seesaw with the English worksheets.
- Comprehension- Away With Words Pg 68 and 69- The young detectives. Have your child read through the story and discuss it with them. Complete the activities on Pg 69. All answers to be written in copies, remember to use full sentences and not to start sentences with because.
- Proper nouns – this week we are going to following on from our work last week on nouns and focusing on proper nouns. Please have your child listen to me go through the PowerPoint entitled “Proper Nouns” and have them follow along. The definition of a proper noun is “A specific (i.e., not generic) name for a particular person, place, or thing. Proper nouns are always capitalized in English, no matter where they fall in a sentence.” Have your

child think of as many proper nouns as they can, remind them of what a noun is and then reminds them that proper nouns are capitalized. Have your child complete 2 worksheets entitled "Proper nouns" and "grammar proper nouns" (additional activities will be uploaded to seesaw)

- Phonics work- this week we will be working on phonics using the Sounds like Phonics programme linked on the schools learning assessments page (<https://slp.cjfallon.ie/>) click on the link and click into Sounds like Phonics book C. Click into Unit 3 The Library. Then click on the "aw au" sound. Complete the activities for this sound (mouth position, blending ,true or false, word sorting and mystery books. Complete the 2 aw au phonics worksheets uploaded to seesaw (additional activities will be uploaded to seesaw. *upload to seesaw.
- Cloze work – have you child complete the coze procedure called "Dr Firebreath" encourage your child to read the piece carefully and then to choose the most appropriate word to fill in.

Maths

This week we will be beginning work on money. Your child will be completing work on money valued up to 2 euro. To introduce this topic to your child, use real coins have your child look at the coins and find the numeral on them i.e. 10, 20, 50 1 euro 2 euro etc. Ask your child to count you out certain amounts ie 15c, 30c 12c, €1, €2 etc. Encourage your child to think of different ways to create the same about, for example 15c could be a 10c and a 5c or 3 5c coins. Have your child make different combinations using the euro coin i.e. €1.50 or €1.75 Have your child listen to me going through the PowerPoint "Money recognition p to €1" and engage with the PowerPoint.

Mathemagic – Pg 139, 140, 141, 142, 143, 144, 145, 146, 147

Figure it out- Pg 30, 31, 64, 65 *upload to seesaw.

I have uploaded additional tasks on seesaw in relation to money.

Additional activity – create an at home shop. Have your child create money labels for items in the home up the value of 50c. Have you child take turns at being the shopkeeper and the customer, encourage your child to pay in different coin combinations and when they are the shopkeeper to work out the change by using subtraction.

Problem solving – I will uploaded a series of problem solving questions and activities to seesaw on Friday, have your child work through these answer them The children have learned to use the RUDE method of problem solving, encourage your child to use this when they are completing the problems

R- Read

U- Underline

D- Draw

E- Estimate

Gaeilge

Log into Bua na Cainte 2

Username – trial

Password- trial

Select the theme “Caitheamh Aimsire”

- Click Ceacht 4 (lesson 4)- Click the speech bubble and listen to the Comhrá (conversation) for the lesson.
 - Click on the games controller and complete the activities - Tasc Éisteachta agus Líon na Bearnaí.
 - Complete Pg 52 in Bua na Cainte *Upload to seesaw
 - Click on Ceacht 5 (lesson 5) Click on the music symbol and listen to the song “Trup, Trup, a Chapailín” go through this song a few times to help your child become familiar with the lyrics.
 - Click on the speech bubble and go through the comhá
 - Click on the game controller and complete the activities “Cluich Kim, Bí ag Léamh agus Bí ag Scriobh”
 - Complete Pg 53 in Bua na Cainte
 - Click on Ceacht 6 (lesson 6)
 - Click on the speech bubble and go through the comhá
 - Click on the game controller and complete the activities “Tasc Éisterachta Bí ag léamh agus Líon na Bearnaí”
 - Complete Pg 54 in Bua na Cainte
-
- Am don leamh 2 Pg 22 and 23 – An Sorcas (I have uploaded a video of me reading through this and explaining it, please have your child follow along and complete the Pgs)

Irish reading – I will be reading an Irish story (ar mhaith leat imirt liom?) on seesaw, please have you children read along with the story and look out for the following vocabulary-

Am lón- lunchtime

Clós- playground

Ag triod- fighting

Tháinig- came

RE

This Monday is St Brigid’s day and I have uploaded activities for this feast day to seesaw, these include The story of St Brigid, song hymn, prayer, a video on how to make a St Brigid’s cross and additional resources.

Grow in love-

To login please google ‘Grow in Love login’ and use the following details

Email: trial@growinlove.ie

Password: growinlove

- Choose the First Class book/P3

- Choose Theme 5 Reconciliation
- Click on lesson 1 “we can lose our way”
- Click on Shauna’s story part one (this is just the pictures for the story) I have uploaded the story to seesaw
- Discuss the story with your child consider questions like
- Why do you think Shauna didn’t do her homework before the party? Was that a good choice? Why? Why not? Do you think Shauna knew it wasn’t a good choice?
- Click on Shaun’s story part 2 (story uploaded to seesaw)
- Discuss the story
- Click on Shauna’s story part 3 (story uploaded to seesaw)
- Discuss the story consider the following questions
- Do you think Shauna made the right choice in telling Mr Ó Murchú the truth? Why or why not? How do you think she felt at the end of the story?
- Complete Grow in love Pg 28 and 29

SESE-

Theme- spring

Geography – This week we are learning about pond life. Have your child watch the video on pondlife uploaded to seesaw. Discuss with your child any ponds they might be familiar with or that they have seen before. Watch the PowerPoint of me going through some different animals that you might find in a pond. Ask your child to name 3 animals that they might find in a pond. This week’s work will link to last week’s work on manmade and natural environments. The children will identify and label natural and manmade ponds and then design their own garden pond. Complete worksheet entitled Pond Life.

History – This week we will be looking at Spring festivals in the past. Have your child watch the video uploaded to seesaw, which outlines a variety of different festivals. Discuss these festivals with your child and feel free to focus on St Brigid as we are celebrating her feast day on Monday. Complete worksheet entitled “Spring traditions near and far.” On this worksheet the children will revise the festivals from the video. They will then complete the final box where they will write about the festival of Hanami.

Science- This week we are looking at Spring and focusing on Spring flowers. Watch the video about spring uploaded to seesaw. Have your child read Pg 42 in What a wonderful world and discuss this with your child. Have your child listen to me go through the PowerPoint on Spring flowers and have them follow along. Have your child complete Pg 43 in What a wonderful world. (I uploaded a video to seesaw to help your child complete this page.

Art

For art this week I would like to set you a challenge, it is called the laundry art challenge. This is where you use any laundry or clothes from around your house to create art. This can be based on famous art works or just creating a picture from your imagination. Here is a short video about the laundry art challenge.

<https://www.youtube.com/watch?v=kCJp00pzZIO> If you wish you can take a picture or a

video of your laundry art challenge and upload it up seesaw. Here are some examples of what people have done for the laundry challenge.



Music

In school we use a programme in school called Dabledoo. I have uploaded the link to seesaw for anyone who would like to participate in this week's activities. This week the children will be completing work on the composer Ravel. Children will listen to pieces by Ravel and discuss them, with a focus on the instruments used. The children will then complete instrument bingo based on Ravel's work. I will upload the links to the lessons and the bingo sheet to seesaw.

PE

Sligo GAA have provided the following skills links all of which can be completed at home, why not give them a go.

Indoor skills- <https://www.youtube.com/watch?v=tSCVdSJCbD8&list=PLbAvjLA-cZu0JHWmN8lwcl4v8fXJd3qYE&index=6>

Cat camel - https://www.youtube.com/watch?v=zCaTfkPgMOE&list=PLbAvjLA-cZu2_eQy0tdGKH1J-V6Gd5guW&index=40

Wall sit - https://www.youtube.com/watch?v=qmnQ9I_d0NI&list=PLbAvjLA-cZu2_eQy0tdGKH1J-V6Gd5guW&index=88

Go noodle- there are some great active videos on God noodle, including dance, sports orientated games and workouts. The children are already familiar with go noodle and will be able to choose their favourite videos.

Additional activities

These are some suggested activities/resources if your child would like some additional activities to complete.

- Children could complete a book review for their favourite book, templates can be found on Twinkl
- Additional maths activities-children can also complete any worksheets/ activities from Twinkl which are revision of topics already covered including addition, subtraction, money, 2D/3D shapes, data and place value
- Children can go back through the previously completed weeks in their Spellbound and revise their spellings. You could also choose any of these words and ask your child to put them into sentences. Look out for any words that your child is spelling incorrectly and revise these words in particular.
- Storyline Online is a great free resource that the children are already familiar with, there is a verity of different stories which they children can listen to and each story is accompanied by activities and worksheets
- You may be aware that RTE will be broadcasting school on TV from 10-12 Monday to Friday on RTÉ 2. Your child may wish to watch and participate in these lessons.

WEDNESDAY - WEEK 19

- T 1. $10 - 7 =$
- A 2. $11 - 8 =$
- B 3. $12 - 8 =$
- L 4. $13 - 8 =$
- E 5. $11 - 7 =$

- S 6. How many $\frac{1}{2}$ kg packets of biscuits will balance 2 kg?
7. How many cm in $\frac{1}{4}$ m?
8. How long? (Use a ruler.) cm

9. Colour one-quarter.



10. ($<$, $>$, $=$) $20 - 5$ $17 - 2$

11. $\frac{1}{2}$ litres are needed to fill a 1 litre container.

12. Show a quarter to 4.



13. 20 is half of .

14. $60 - 20 =$

15. Harry bought a 75c pack of stickers. How much change did he get from €2? €



Score

15

Work it out

THURSDAY - WEEK 19

- T 1. $18 - 8 =$
- A 2. $14 - 7 =$
- B 3. $16 - 7 =$
- L 4. $11 - 8 =$
- E 5. $10 - 8 =$

6. $60 = 10 +$ $+$ $+$

$+$ $+$

7. is $\frac{1}{4}$ of 8.

8. Is $24 > 42$? Yes No

9. Two rulers are 17 cm and 20 cm long. What is the difference in length between them? cm

10. There are minutes in one-quarter of an hour.


11. $24 + 30 =$

12. Complete this symmetrical shape.



13. 1 hundred, 2 tens, 5 units =

14. Colour one-quarter.



15. There are 8 apples in a box. $\frac{1}{4}$ are bad. are good.



Score

15

Work it out

MONDAY - WEEK 19

11. Colour the shape with three faces.



12. June is the th month of the year.

13. Colour the shape with more than 1 line of symmetry.



14. $30 -$ $= 10$

15. Show this time on the clock.

08:30



Score

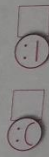
15

Work it out

TABLES TUESDAY - WEEK 19

1. $13 - 8 =$
2. $10 - 7 =$
3. $16 - 7 =$
4. $11 - 7 =$
5. $17 - 7 =$
6. $8 - 7 =$
7. $13 - 7 =$
8. $14 - 7 =$
9. $9 - 7 =$
10. $12 - 7 =$
11. $16 - 8 =$

12. $8 - 8 =$
13. $17 - 8 =$
14. $11 - 8 =$
15. $15 - 7 =$
16. $12 - 8 =$
17. $14 - 8 =$
18. $10 - 8 =$
19. $18 - 8 =$
20. $15 - 8 =$




Score

20

DAY 79

1. Write the correct word in the shape.

stand stone spent



2. Write the missing letters. **er** or **ar**

The co of the book is torn.

3. Add **ee** or **oo**.

The d r ran around the forest.

4. Make two words from this shortened word.

aren't

5. Add **ly** to **bad** to make a new word.

6. Write the plural of **wish**.

7. Circle the opposite of **pull**.

move drag push

8. Write **.** or **?** in the box.

What is your favourite animal

9. Circle the two words that make the verb group.

The kitten was playing with a ball.

10. Pick the better verb: **has** or **have**.

Tom and Mary lots of books.

MY SCORE

DAY 80

1. Circle the correctly spelt word.

muther mothur mother

2. Correct the spelling mistake.

Would you like another bowl of soup?

3. Add **ee** or **oo**.

The witch flew away on her m.

4. Circle the letters left out to make the shortened word **you'll**.

he we wi

5. Add **ly** to **nice** to make a new word.

6. Write the singular of **foxes**.

7. Circle the word that means the same as **cry**.

sad laugh weep

8. Write **.** or **?** in the box.

When are we going to the park

9. Circle the two words that make the verb group.

We are going to the park now.

10. Write **is** or **are**.

Mum and Dad going to Kilkeny.

MY SCORE

DAY 77

1. Write the jumbled word correctly.

Dad is another word for faelhr.

2. Circle the correctly spelt word.

wof what what

3. Add **ee** or **oo**.

I am going to the cinema s n.

4. Circle the letters left out to make the shortened word **he'll**.

wi wa he

5. Add the ending **ful** to **care** to make a new word.

6. Write the plural of **child**.

7. Which word is not a real word?

bring brang brought

8. Add two capital letters.

on sunday, we walked along the river.

9. Add **er** or **est** to the adjective.

A turtle is slow than a rabbit.

10. Write the adjective.

The ugly witch flew off into the sky.

MY SCORE

DAY 78

1. Write the missing letters. **ang** or **ank**

We heard a b as the balloon popped.

2. Correct the spelling mistake.

Fryday is the day before Saturday.

3. Add **ee** or **oo**.

Be careful crossing the str t.

4. What does the shortened word **that's** mean?

We know that's the right answer.

5. Add the ending **ful** to **play** to make a new word.

6. Write the singular of **teeth**.

7. Write **bring** or **brought**.

Did you your football to school?

8. Add two capital letters.

our school sports day is in June.

9. Add **er** or **est** to the adjective.

Even the strong person in the world could not lift that car.

10. Circle the adjective.

The sky had dark clouds.

MY SCORE