

Week January 11<sup>th</sup> 2021

*Good morning boys and girls,*

*I hope you all had a lovely Christmas break. It is disappointing that we cannot return to school at present, but hopefully we will return in a few short weeks when it is safe to do so. In the meantime, you will receive your work on Seesaw and I ask that you upload your work daily as you complete it. If you have any questions for me during the week, you can send me a note, an audio message or a video and I will reply to you on Seesaw. You will find further information on the activities on Seesaw.*

*Below you will find an outline of work for this week. Keep safe and try your best with your work.*

Miss McHugh 😊

## **English**

**Reading:** Lift Off! Reading “The Suitcase Kid” p. 119 - 124

Read story and look up any unknown words you encounter. Complete exercises A, B, C, D, G) p. 125 - 126.

Your Newsflash Magazine is now on Seesaw for you to read and to complete activities/puzzles. Additional weekly tasks and activities based on this magazine available on [www.newsmagmedia.ie](http://www.newsmagmedia.ie)

Levelled Readers- You will find your homework reading books on Seesaw. “Endurance on the Ice”, “The Monkey’s Paw” and “Everest on Top of the World”. Read at least two,

**Comprehension** “Go Fetch” Read and complete Ex.A and B. Sheet uploaded to Seesaw

**Grammar:** Comparison of Adjectives. Sheet uploaded to Seesaw

**Recount Writing-** Template on Seesaw to help you plan. Lift Off ex. G p. 126 Diary Entry

**Spelling:** Look up all unknown words in Spellbound Unit 17 - Please complete the written activities in your homework copy and learn one box per day. I ask that you upload your Spellbound Test on Friday for correction. I will call out the words to you on Seesaw. It will be uploaded on Thursday evening for you to do your test on Friday morning.

*Suggested schedule for your English this week:*

Monday- Read story, look up any unknown words/words in bold print in the text and complete Ex A and B p. 125 (Lift Off)

Read Newsflash Magazine and complete puzzles/exercises

Learn spellings and complete 1/2 exercises

Tuesday - Re-read story. Complete Ex. C p. 125

Continue to read Newsflash Magazine

Levelled Reader “Endurance on the Ice”

Learn spellings and complete 1/2 exercises

Week January 11<sup>th</sup> 2021

Wednesday:

Reading Comprehension “Go Fetch”

Levelled Reader – ‘Endurance on the Ice

Learn spellings and complete 1/2 exercises

Thursday:

Levelled Reader- ‘Everest’

Learn spellings and finish Spellbound exercises.

Recount Writing Diary Entry

Friday:

Revise your spellings and complete your spelling test.

Levelled Reader “The Monkey’s Paw”

Grammar Sheet – Comparison of Adjectives

**Maths:**

**Mental Maths:** Please complete one column per day and complete your Friday Test on Friday. Upload your column every day.

**Mathemagic:** Please complete Mathemagic chapter on Money p. 48- 52 in your maths copy. Please see Powerpoint explaining chapter on Seesaw. Please **title, date and put a page number** on all of your work. Please complete at least one page per day of this chapter. I would like to see your copy page uploaded daily to Seesaw.

**Tables:** We will start division tables this term, starting with divide by 2 and 3. I will be giving you a Tables Test on Friday. The test will be uploaded on Friday morning for you to complete and return.

If you have time, work through these Money exercises online. <https://ie.ixl.com/math/class-4>  
Try L.1 Compare money amounts , L.2 Round money amounts, L.3 Add and subtract money amounts L.4 Add, subtract, multiply and divide money amounts L.5 Making change

Additional problem-solving pages (‘Shopping’ and ‘Market Day’) are available online for you to complete.

**Irish:** An Aimsir – The Weather, Béal Beo p. 84 - 87

Litriú: These will be called out on Seesaw on Friday morning for you to upload with your English spelling test.

1. Aimsir – weather
2. Ag cur báistí – raining
3. Ag cur sneachta - snowing
4. Tirim – dry
5. Fliuch – wet
6. Gaoth – wind
7. Scamall – cloud

8. Grian – sun
9. Ag taitneamh – shining
10. Ag séideadh - blowing

Scéal – Lá Breá Grianmhar p. 84 and 85. Learn vocabulary in box below – 3 per day

Leathuair tar éis – half past	Ar strae – lost	Tá an ghaoth ag séideadh – the wind is blowing
Lá breá grianmhar – nice, sunny day	Bocht – poor	Tá an aimsir go dona / go deas – the weather is bad / nice
An bhfaca sibh? – Did you see?	Ar aon nós – anyway	Fliuch – wet
Ní fhaca – didn't see	Scamail sa spéir – clouds in the sky	Tirim – dry

**Dán** – An Sneachta – Learn 3 verses, please listen to this on Seesaw.

**Dán – An Sneachta**

Thit sneachta bog bán anuas ón spéir. Nuair a bhí mé i mo luí ar mo leaba aréir.	Tá sneachta bog bán anois i ngach áit. Ar theach is ar chrann, ar shráid is ar pháirc.	Beidh spórt againn mé féin agus Seán. Ag súgradh inniu sa sneachta bog bán.
---	---	--

Suggested schedule:

**Monday:** Read story p. 84 and 85. Please listen to the reading on Seesaw and use this to help you to read and understand the text. Send a video or an audio of you reading the story. Ceisteanna 1-5 p. 85. Please see video of these ceisteanna explained on Seesaw. Learn Litriú, vocabulary and dán verse 1.

**Tuesday:** Cén sort aimsire atá ann? Féach ar na pictiúir agus meaitseáil p. 86 Béal Beo. Write the correct sentence beside each picture. Reading. Learn Litriú, vocabulary and dán verse 2.

**Wednesday:** Ceisteanna 1-6, p. 86. Scríobh na habairtí san ord ceart. Write the sentences in the correct order. Each sentence will start with *Tá..* Learn Litriú, vocabulary and dán verse 3.

**Thursday:** Cén t-am é? p. 87 Write the correct time beside each clock. Read story. Learn Litriú and vocabulary. Recite your poem “An Sneachta” on Seesaw.

**Friday:** Éist agus líon na bearnaí p. 87 – Listen and fill in the blanks. I will upload the audio recording of this exercise to Seesaw. Please write out the full text of the text message. Learn Litriú and vocabulary and complete test.

### Geography and Science: Weather Unit 19

Read Small World p. 110 – 114

Week January 11<sup>th</sup> 2021

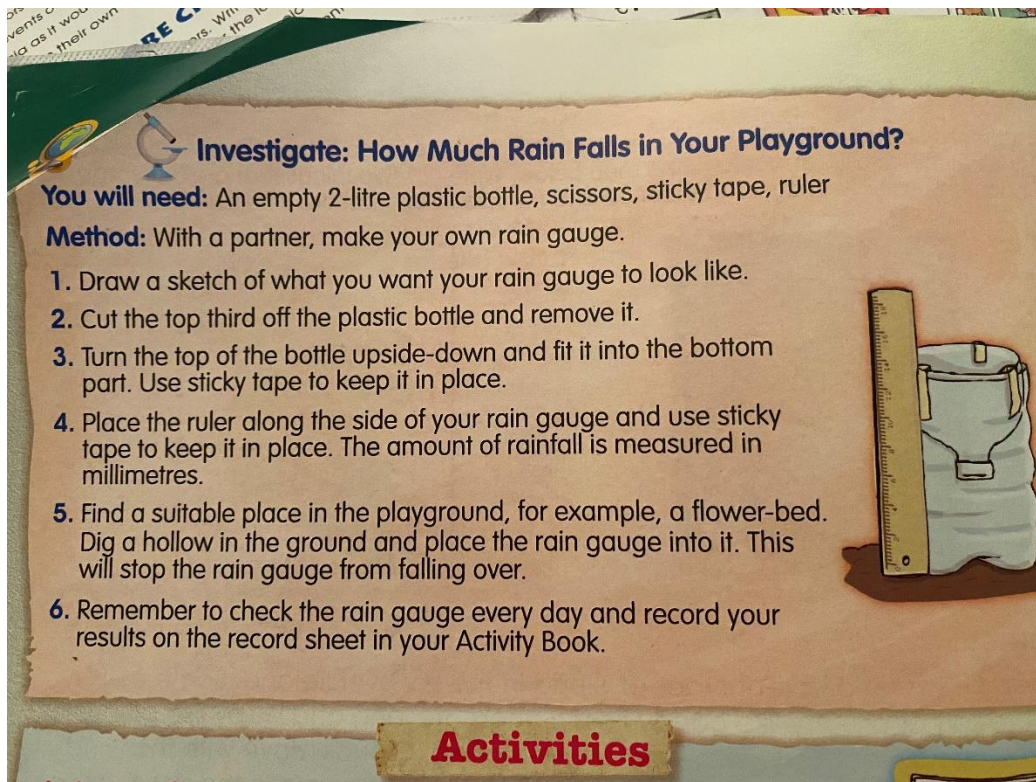
Complete activities on p. 112(Q. 1-5) and 114 (Ex. A and C)

p. 113 Clouds. Look at the pictures of each of the types of clouds. Look for these types of clouds this week. If you are allowed, photograph some of the clouds you see and let me know what clouds you have spotted on Seesaw.

### **Science Experiment: Design and Make a Rain Gauge**

Investigate how much rain falls in your garden instead of on the playground.

Photograph the gauge you make and you can show me on Seesaw.



**Investigate: How Much Rain Falls in Your Playground?**

**You will need:** An empty 2-litre plastic bottle, scissors, sticky tape, ruler

**Method:** With a partner, make your own rain gauge.

1. Draw a sketch of what you want your rain gauge to look like.
2. Cut the top third off the plastic bottle and remove it.
3. Turn the top of the bottle upside-down and fit it into the bottom part. Use sticky tape to keep it in place.
4. Place the ruler along the side of your rain gauge and use sticky tape to keep it in place. The amount of rainfall is measured in millimetres.
5. Find a suitable place in the playground, for example, a flower-bed. Dig a hollow in the ground and place the rain gauge into it. This will stop the rain gauge from falling over.
6. Remember to check the rain gauge every day and record your results on the record sheet in your Activity Book.

**Activities**

Watch how much rain falls daily into the gauge. Keep a record of how many cm falls this week.

### **History: Tom Crean**

**Read Endurance on the Ice, the reading book on Seesaw for further information about exploration and Tom Crean.**

Read story in your Small World History p. 86

Please find the blank map of Antarctica on Seesaw. Look at the maps of Antarctica provided to help you locate the South Pole, South Georgia and Elephant Island. Please fill in on the blank map.

Complete exercises A and B page 91.

Look up new Vocabulary: exploration, expedition, navigation, cargo

Week January 11<sup>th</sup> 2021

Get Creative exercise D 4. Complete diary entry.

Please upload your exercises to Seesaw.

**Music:** Dabbledoo, has provided free content for parents and children to use during this school closure which is in line with the work we do in the classroom.

You can register at the following link: [https://dabbledoomusic.com/p/parents-subscription-full-access/?product\\_id=1122889&coupon\\_code=17641J](https://dabbledoomusic.com/p/parents-subscription-full-access/?product_id=1122889&coupon_code=17641J)

**Religion:**

Promises Activity: Think about promises you have made in the past, are you good at keeping promises? Make a promise with a parent and write a short letter to God asking him to help you to keep that promise. See Grow in Love p. 37

Read Story “Moses and Aaron Visit the King in Egypt” p. 37, 38

Learn Prayer: Journey Prayer p. 39.

**Art: Paper Collage**

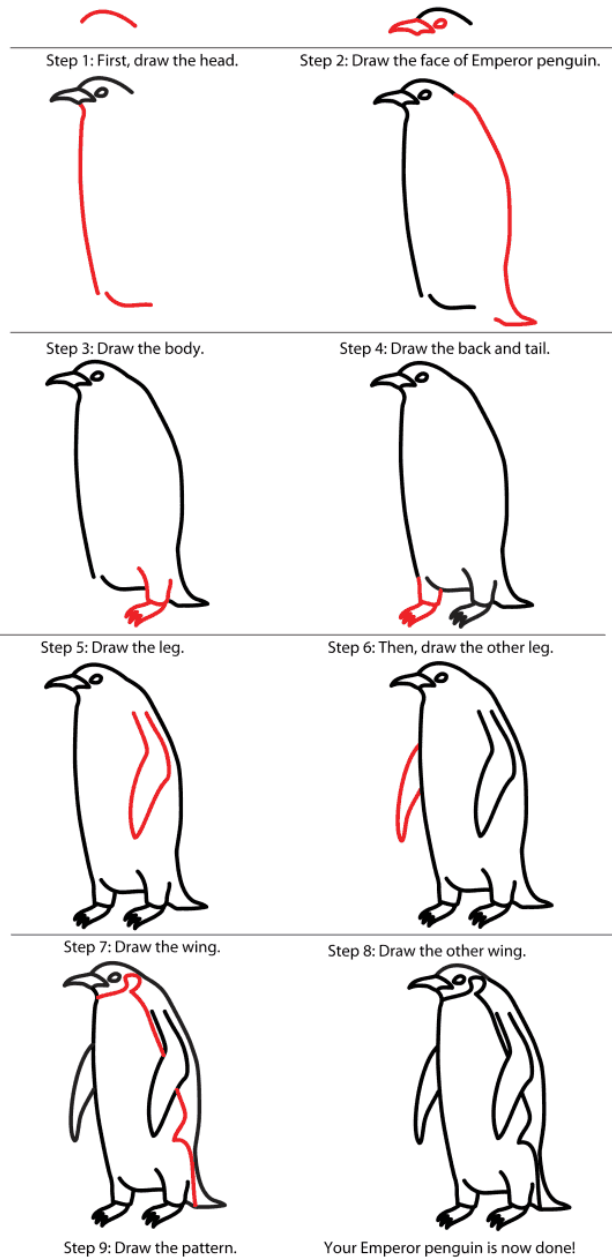
A Paper Collage is a method of creating a picture using torn bits of a variety of paper to fill in shapes, backgrounds and add texture. This week we will create a collage of Emperor penguins in the Antarctic, the largest of all the penguins. You can find more information and images of the emperor penguin here to help you with your artwork:

<https://www.nationalgeographic.com/animals/birds/e/emperor-penguin/>

You will need:

1. A sheet of Paper A4 or A3 to draw the scene. Use the following step by step to help you draw your penguin(s). When you have your penguin drawn, design the background.

### How to Draw an Emperor Penguin in 9 Easy Steps





[WeDrawAnimals.Com](http://WeDrawAnimals.Com)

2. A variety of coloured paper/sheets– Newspaper, magazines, coloured paper, white paper, tinfoil, thin packaging on food items that you can tear or cut up.
3. Glue – PVA or Pritt Stick to stick the pieces of paper to your drawing.



Week January 11<sup>th</sup> 2021



Please send to me when you have it completed, I look forward to seeing your creations.