

Week January 18<sup>th</sup> 2021

*Good morning boys and girls,*

*Below you will find an outline of work for this week. If you have any questions for me during the week, you can send me a note, an audio message or a video and I will reply to you on Seesaw. You will find further information on the activities below on Seesaw. Please upload your work as it is completed.*

*Keep safe and try your best with your work.*

Miss McHugh 😊

## **English**

**Reading:** Ready to Go! Reading p. 127 – 133 “Wilbur’s Boast”

Complete exercises A, B, D, E. Write full sentences please. Re-read your work for spelling and punctuation before you upload it.

Continue to read your Newsflash magazine. It is available on Seesaw or at [www.newsmagmedia.ie](http://www.newsmagmedia.ie). Extra activities are also available at this link.

**Levelled Readers-** You will find your homework reading books on Seesaw. “Adventure on the Amazon River” and “ The Hidden Room”. Complete quiz “The Hidden Room” on Seesaw. Label the correct quiz answers with the pen tool.

**Comprehension Box** “Peculiar Platypus”. Activity on Seesaw. Complete questions. *Something Extra is optional.*

**Spelling:** Look up all unknown words in Spellbound Unit 18 - Please complete the written activities in your homework copy and learn one box per day. Your spelling test will be on Seesaw on Friday morning.

**Poem:** “Missing” by Rodger Stevens p. 166 Lift Off! Learn 4 verses this week, you can learn the rest next week.

### **Suggested schedule for your English this week:**

#### Monday-

- Read story, look up any unknown words/words in bold print in the text and complete Ex A.
- Reader “Adventure on Amazon River”
- Learn spellings and complete exercise 1 and 2

#### Tuesday

- Re-read story. Complete Ex. B
- Read Poem “Missing” Learn verse 1
- Levelled Reader “Adventure on the Amazon River”
- Learn spellings and complete exercise 3 and 4

#### Wednesday:

- Ready to Go! Exercise D.
- Poem learn verse 2
- Levelled Reader – ‘The Hidden Room’
- Learn spellings and complete exercise 5 and 6

Week January 18<sup>th</sup> 2021

Thursday:

- Ready to Go! Exercise E \*There is no comma before the word “and”. Full sentence must be written.
- Levelled Reader- ‘The Hidden Room’. Complete quiz on Seesaw.
- Learn spellings
- Poem “Missing” Learn verse 3

Friday:

- Revise your spellings and complete your spelling test.
- Poem “Missing” Learn verse 4.
- Comprehension Work: “Peculiar Platypus”. You will find this on Seesaw and you can complete it online also using the text (T) tool.

**Maths:**

**Mental Maths:** Please complete one column per day and complete your Friday Test on Friday. Upload your column every day.

**Tables:** Divide by 3 and 4. I will be giving you a Tables Test on Friday. The test will be uploaded on Friday morning for you to complete and return.

**Mathemagic:** Please complete Mathemagic chapter on Time in your maths copy p. 71-74. Please see explanation of digital time on Seesaw.

p. 71 – Discuss passage of time at home

p. 72-73 Written answers to be uploaded to Seesaw.

**Brain Teasers Test 51 and 52.** Available on Seesaw.

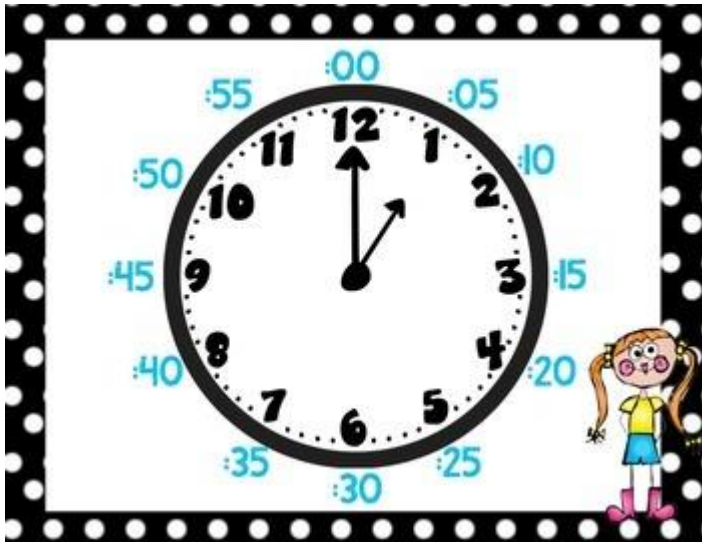
**Game:** [https://mathsframe.co.uk/en/resources/resource/116/telling\\_the\\_time#](https://mathsframe.co.uk/en/resources/resource/116/telling_the_time#)

**Learn-** 1 hour = 60 mins, 2 hours = 120 mins, 3 hours = 180 minutes

½ hour = 30 minutes, ¼ hour = 15 minutes, ¾ hour = 45 minutes

**Useful resources:** Link to interactive clock which may be useful at home:

<https://www.topmarks.co.uk/time/teaching-clock>



**Irish:**

**Litriú:** These will be called out on Seesaw on Friday morning for you to upload with your English spelling test.

1. An Geimhreadh - Winter
2. An t-Earrach - Spring
3. An Fómhar – Autumn
4. An Samhradh – Summer
5. Gaofar – windy
6. Toirneach - Thunder
7. Tintreach - Lightening
8. Stoirm – storm

**Foclóir:** Learn vocabulary in box below – 3/4 per day

Ag féachaint – watching	Duilleoga ag titim – leaves falling	Scáth báistí – umbrella
Ag fás - growing	Stoirmiúil – stormy	Ritheann – runs
Gairdín aláinn – lovely garden	Fliuch báite – soaking wet	Tógann - takes
Leitís – lettuce	Crosta – cross	
Cairéid – carrot	Dána – bold	

Suggested schedule:

Monday:

- Scéal “Bunaí Dána”– Béal Beo p. 89. Read and complete ceisteanna p. 89 Q. 1-5. Please watch to the video and explanation of the ceisteanna on Seesaw.
- Learn Litriú and vocabulary.

Tuesday:

- Re-read story p. 89.

Week January 18<sup>th</sup> 2021

- Béal Beo Ríomhphost ó Phallaí p. 90 (éanadán – birdcage)
- Learn Litríú and vocabulary

Wednesday:

- Learn Litríú and vocabulary.
- Éist p. 92 Béal Beo. Recording will be available on Seesaw on Wednesday morning. You can write it out into your copy or you can write it on Seesaw.

Thursday:

- Learn Litríú and vocabulary.
- Put litríú words into sentences. (8 sentences)

Friday:

- Litríú test on Seesaw
- Béal Beo p. 91 “An Maith Leat an Aimsir Seo?”

### **Geography and Science: Rainforests**


Monday: Look at Map of World p. 64/65. Locate Europe and South America. Look at the countries of South America. How many can you find?

Now look at p. 73 and have a look at the map in the corner. Look at the Amazon Rainforest that is marked. How many countries does the Amazon go into? How many times bigger than Ireland do you think it is? Take a guess!

Read Small World p. 73 -74

Monday: Complete Q. 1-5 p. 74

Tuesday:



### Learn the layers of the rainforest.

**Activity:** Drag and drop the information about the rainforest layers into the correct place. Activity on Seesaw Tuesday morning.

**Video:** “Animals of the Rainforest” [https://www.youtube.com/watch?v=nFJ\\_0JrKAWs](https://www.youtube.com/watch?v=nFJ_0JrKAWs)  
Ask a parent for permission to watch the video.

Wednesday: Read pages. 75- 77

Complete A and B p. 77

Match the following words. This can be done orally or matched on this sheet.

## Unit 12: Rainforests

New words: Match each word/phrase to its meaning.

decomposition	• an imaginary line that divides the Earth in half
equator	• areas that are just above and below the equator
nutrients	• threaten
extinct	• in a rainforest, this is like a roof made from branches and leaves
tropical zones	• when the last of a type of a plant or an animal has disappeared
habitat	• when there is a lot of moisture or dampness in the air
canopy	• when the remains of dead plants and animals rot
humid	• the home of a particular type of plant or animal
endanger	• food

Thursday and Friday:

Select some of these activities. Choose at least one.

- Research some people that live in the rainforests. Compare your daily life to their daily life. Write ten ways in which your lives are different and/or the same. Some examples can be seen here:  
<http://www.srl.caltech.edu/personnel/krubal/rainforest/Edit560s6/www/people.html>
- Look up other rainforests of the world and write a list of countries where they can be found. Locate the countries on Atlas.  
<http://www.srl.caltech.edu/personnel/krubal/rainforest/Edit560s6/www/where.html#A>
- Create an information poster about the Forest Floor. Draw and label what you find here. Include as many plants and animals as you can.
- Design an information leaflet or poster to inform the public about the dangers of deforestation (cutting down trees). and what we can do to help
- Investigate the work of the Rainforest Alliance.

**Science: Thank Crunchie it's Friday!**

Please find sheet on Seesaw “Kitchen Science – Why is Honeycomb full of bubbles?”. You must get a parent to help you with this.

**Music:** Dabbledoo has provided free content for parents and children to use during this school closure which is in line with the work we do in the classroom.

You can register at the following link: [https://dabbledoomusic.com/p/parents-subscription-full-access/?product\\_id=1122889&coupon\\_code=17641J](https://dabbledoomusic.com/p/parents-subscription-full-access/?product_id=1122889&coupon_code=17641J)

**PE:** Below you will find a series of exercises/skills from Sligo GAA for you to try at home.

<https://www.youtube.com/watch?v=nrgZY6V585M&list=PLbAvjLA-cZu00WQGMd2krQk0p5AJIQG6s&index=6> Kicking and solo skills

Hurling skills:

<https://www.youtube.com/watch?v=cU-mzfOIjH0&list=PLbAvjLA-cZu2hP4MsJ6rNMGEEEOrDa14i&index=1> Hurling Strike

<https://www.youtube.com/watch?v=0VKLaAn2PT8&list=PLbAvjLA-cZu2hP4MsJ6rNMGEEEOrDa14i&index=2> Hurling hand pass

Athletic Development Exercises:

[https://www.youtube.com/watch?v=B7ZPk1ZIpI8&list=PLbAvjLA-cZu2\\_eQy0tdGKH1J-V6Gd5guW&index=47](https://www.youtube.com/watch?v=B7ZPk1ZIpI8&list=PLbAvjLA-cZu2_eQy0tdGKH1J-V6Gd5guW&index=47) Bear crawl hold

[https://www.youtube.com/watch?v=2WWwXf1CubY&list=PLbAvjLA-cZu2\\_eQy0tdGKH1J-V6Gd5guW&index=15](https://www.youtube.com/watch?v=2WWwXf1CubY&list=PLbAvjLA-cZu2_eQy0tdGKH1J-V6Gd5guW&index=15) Bear crawl

**Religion:** Grow in Love p. 40 – 42

Learn meaning of “Covenant” and “Commandment” p. 40

Week January 18<sup>th</sup> 2021

Read through p. 41 “God’s Covenant with Moses and the Israelites” and “The Ten Commandments (Exodus)”.

Complete activity p. 41 Record ways in which you can honour God at home, in school, in your club, neighbourhood etc. Draw pictures and/or write a description.

P. 42 Chat together: Share with a family member how these Commandments apply to your daily life.

### **Art Construction/drawing: Rainforest Scene**

#### **You will need:**

Green paper/ white paper coloured different shades of green

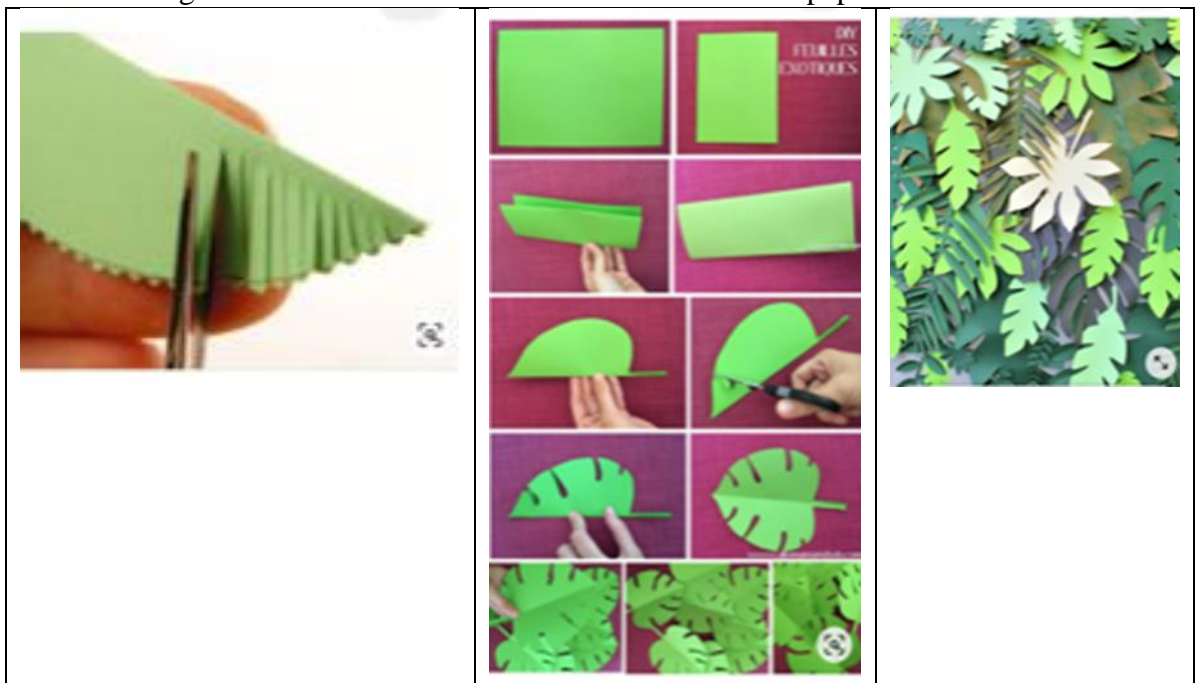
A 4 paper/card

Colours

Glue

#### **Method:**

1. Create a background of leaf cut outs. Stick onto a sheet on A4 paper/card.



2. Assemble cut leaves on paper to form a background.
3. Draw some of the rainforest animals that you have read about in your Small World and stick in between leaves. See examples below for some inspiration!

Week January 18<sup>th</sup> 2021

