

Week January 18th 2021

Good morning boys and girls,

Below you will find an outline of work for this week. If you have any questions for me during the week, you can send me a note, an audio message or a video and I will reply to you on Seesaw. You will find further information on the activities on Seesaw.

Keep safe and try your best with your work.

Miss McHugh 😊

English

Reading: Ready to Go! Reading p. 176 – 179 “How Chocolate is Made”.

Complete exercises A, B, C, E. Write full sentences please. Re-read your work for spelling and punctuation before you upload it.

Continue to read your Newsflash magazine. It is available on Seesaw or at www.newsmagmedia.ie. Extra activities are also available at this link.

Levelled Readers- You will find your homework reading books on Seesaw. “Adventure on the Amazon River” and “ The Hidden Room”. Complete quiz “The Hidden Room” on Seesaw. Label the correct quiz answers with the pen tool.

Comprehension Box “Peculiar Platypus”. Activity on Seesaw. Complete questions. *Something Extra is optional.*

Spelling: Look up all unknown words in Spellbound Unit 18 - Please complete the written activities in your homework copy and learn one box per day. Your spelling test will be on Seesaw on Friday morning.

Suggested schedule for your English this week:

Monday-

- Read story, look up any unknown words/words in bold print in the text and complete Ex A.
- Reader “Adventure on Amazon River”
- Learn spellings and complete exercise 1

Tuesday

- Re-read story. Complete Ex. B
- Levelled Reader “Adventure on the Amazon River”
- Learn spellings and complete exercise 2 and 3

Wednesday:

- Ready to Go! Exercise C. and C
- Levelled Reader – ‘The Hidden Room’
- Learn spellings and complete exercise 4

Thursday:

- Ready to Go! Exercise E
- Levelled Reader- ‘The Hidden Room’. Complete quiz on Seesaw.
- Learn spellings and complete exercise 5

Week January 18th 2021

Friday:

- Revise your spellings and complete your spelling test.
- Comprehension Work: “Peculiar Platypus”. You will find this on Seesaw and you can complete it online also using the text (T) tool.

Maths:

Mental Maths: Please complete one column per day and complete your Friday Test on Friday. Upload your column every day.

Tables: Divide by 3. I will be giving you a Tables Test on Friday. The test will be uploaded on Friday morning for you to complete and return.

Mathemagic: Please complete Mathemagic chapter on Time in your maths copy.

Monday: Complete Mathemagic p. 83. Watch Time video on Seesaw.

Tuesday: Mathemagic p. 84 “5 Minute Jumps” Watch explanation on Seesaw.

Wednesday: Complete sheet on Time – Figure it Out p. 45 (Worksheet on Seesaw)

Thursday: Digital Time – Listen to the explanation on Seesaw. Complete p. 86 Mathemagic

Game: https://mathsframe.co.uk/en/resources/resource/116/telling_the_time#

Select “Read time to the nearest 5 minute” to start the game.

Friday:


Learn- 1 hour = 60 mins, 2 hours = 120 mins, 3 hours = 180 minutes

½ hour = 30 minutes, ¼ hour = 15 minutes

Complete Sheet Figure it Out p. 46 (Worksheet available on Seesaw)

Useful resources: Link to interactive clock which may be useful at home:

<https://www.topmarks.co.uk/time/teaching-clock>



Irish:

Dán: An Sneachta. Listen to recording on Seesaw on Tuesday. Send me a recording of you reading the poem.

Dán - An Sneachta		
Thit sneachta bog bán anuas ón spéir. Nuair a bhí mé i mo lúí ar mo leaba aréir.	Tá sneachta bog bán anois i ngach áit. Ar theach is ar chrann, ar shráid is ar pháirc.	Beidh spórt againn mé féin agus Seán. Ag súgradh inniu sa sneachta bog bán.

Litriú: These will be called out on Seesaw on Friday morning for you to upload with your English spelling test.

1. An Geimhreadh - Winter
2. An t-Earrach - Spring
3. An Fómhar – Autumn
4. An Samhradh – Summer
5. Gaofar – windy
6. Toirneach - Thunder
7. Tintreach - Lightening
8. Stoirm – storm

Foclóir: Learn vocabulary in box below – 3/4 per day

Ag féachaint – watching	Duilleoga ag titim – leaves falling	Scáth báistí – umbrella
Ag fás - growing	Stoirmiúil – stormy	Ritheann – runs
Gairdín aláinn – lovely garden	Fliuch báite – soaking wet	Tógann - takes
Leitís – lettuce	Crosta – cross	
Cairéid – carrot	Dána – bold	

Suggested schedule:

Monday:

- Scéal – Béal Beo p. 89. Read and complete ceisteanna p. 89 Q. 1-5. Please listen to the reading and explanation of the ceisteanna on Seesaw.
- Learn Litriú and vocabulary.

Tuesday:

- Re-read story p. 89.
- Béal Beo Ríomhphost ó Phallaí p. 90 (éanadán – birdcage)
- Learn Litriú and vocabulary
- Dán “An Sneachta”. Learn verse 1. Listen to recording on Seesaw.

Week January 18th 2021

Wednesday:

- Dán learn verse 2.
- Learn Litriú and vocabulary.
- Éist p. 92 Béal Beo. Recording will be available on Seesaw on Wednesday morning. You can write it out into your copy or you can write it on Seesaw.

Thursday:

- Dán “An Sneachta”. Learn verse 3. Recite the poem on Seesaw.
- Learn Litriú and vocabulary.
- Béal Beo p. 91 “An Maith Leat an Aimsir Seo?”

Friday:

- Litriú test on Seesaw
Recite poem “An Sneachta”

Geography and Science: Rainforests

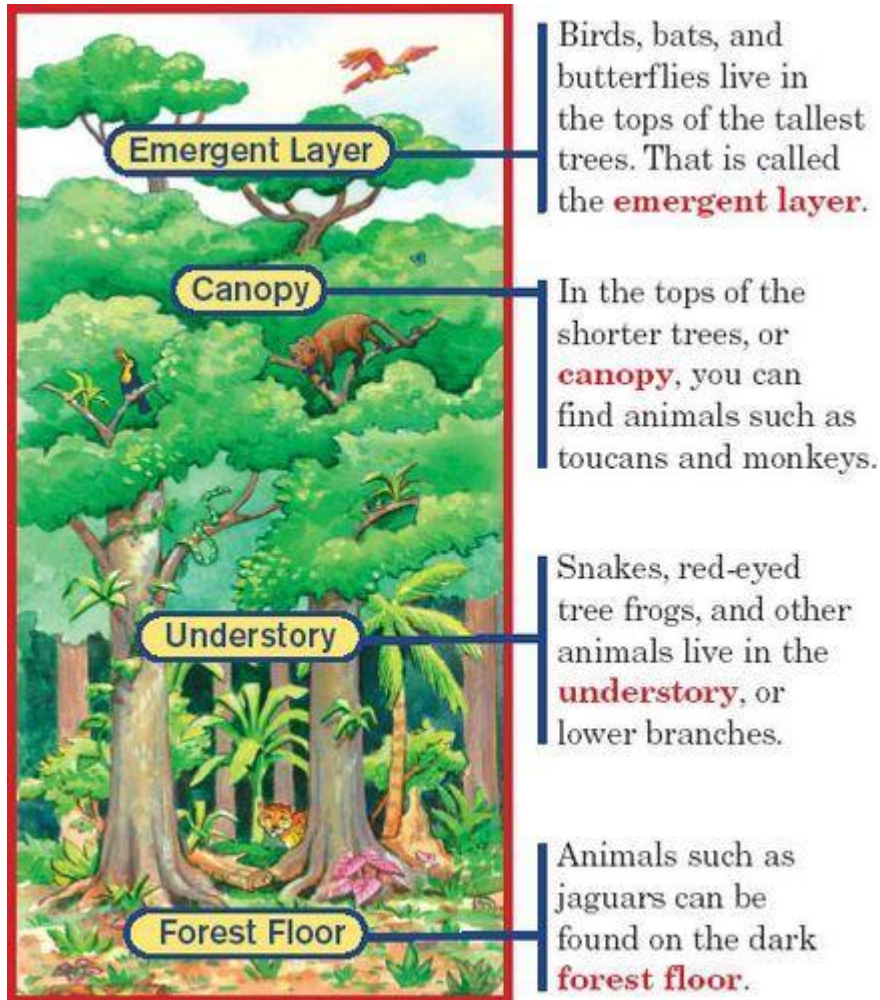
Monday: Look at Map of World p. 64/65. Locate Europe and South America. Look at the countries of South America. How many can you find?

Now look at p. 73 and have a look at the map in the corner. Look at the Amazon Rainforest that is marked. How many countries does the Amazon go into? How many times bigger than Ireland do you think it is? Take a guess!

Read Small World p. 73 -74

Monday: Complete Q. 1-5 p. 74

Tuesday:



Learn the layers of the rainforest.

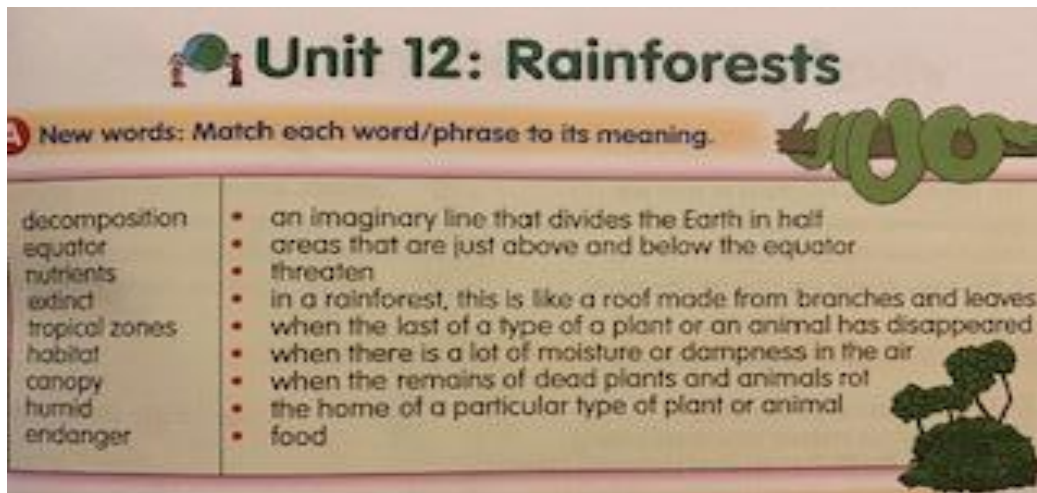
Activity: Drag and drop the information about the rainforest layers into the correct place. Activity on Seesaw Tuesday morning.

Video: “Animals of the Rainforest” https://www.youtube.com/watch?v=nFJ_0JrKAWs
Ask a parent for permission to watch the video.

Wednesday: Read pages. 75- 77

Complete A and B p. 77

Match the following words. This can be done orally/matched on this sheet.



The image shows a worksheet titled "Unit 12: Rainforests". At the top, there is a small illustration of a globe and a snake. Below the title, there is a section for "New words: Match each word/phrase to its meaning." The words listed on the left are: decomposition, equator, nutrients, extinct, tropical zones, habitat, canopy, humid, and endanger. The meanings listed on the right are: an imaginary line that divides the Earth in half, areas that are just above and below the equator, threaten, in a rainforest, this is like a roof made from branches and leaves, when the last of a type of a plant or an animal has disappeared, when there is a lot of moisture or dampness in the air, when the remains of dead plants and animals rot, the home of a particular type of plant or animal, and food. There is also a small illustration of a tree in the bottom right corner of the worksheet.

Thursday and Friday:

Select some of these activities. Choose at least one.

- Research some tribes that live in the rainforests. Compare your daily life to their daily life. Some examples of tribes can be seen here:
<http://www.srl.caltech.edu/personnel/krubal/rainforest/Edit560s6/www/people.html>
- Look up other rainforests of the world and write a list of where they can be found.
<http://www.srl.caltech.edu/personnel/krubal/rainforest/Edit560s6/www/where.html#AF>
- Create an information poster about the Forest Floor. Draw and label what you find here. Include as many plants and animals as you can.
- Design an information leaflet or poster to inform the public about the dangers of deforestation and what we can do to help (cutting down trees).
- Investigate the work of the Rainforest Alliance.

Science: Thank Crunchie it's Friday!

Please find sheet on Seesaw "Kitchen Science – Why is Honeycomb full of bubbles?". You must get a parent to help you with this.

Music: Dabledoo has provided free content for parents and children to use during this school closure which is in line with the work we do in the classroom.

You can register at the following link: https://dabledoomusic.com/p/parents-subscription-full-access/?product_id=1122889&coupon_code=17641J

Religion: Grow in Love p. 40 – 42

Learn meaning of "Covenant" and "Commandment" p. 40

Read through p. 41 "God's Covenant with Moses and the Israelites" and "The Ten Commandments (Exodus)".

Complete activity p. 41 Record ways in which you can honour God at home, in school, in your club, neighbourhood etc. Draw pictures and/or write a description.

Week January 18th 2021

P. 42 Chat together: Share with a family member how these Commandments apply to your daily life.

PE: Below you will find a series of exercises/skills from Sligo GAA for you to try at home.

<https://www.youtube.com/watch?v=nrgZY6V585M&list=PLbAvjLA-cZu00WQGMd2krQk0p5AJIQG6s&index=6> Kicking and solo skills

Hurling skills:

<https://www.youtube.com/watch?v=cU-mzfOIjH0&list=PLbAvjLA-cZu2hP4MsJ6rNMGEEEOoRDa14i&index=1> Hurling Strike

<https://www.youtube.com/watch?v=0VKLaAn2PT8&list=PLbAvjLA-cZu2hP4MsJ6rNMGEEEOoRDa14i&index=2> Hurling hand pass

Athletic Development Exercises:

https://www.youtube.com/watch?v=B7ZPk1ZIpI8&list=PLbAvjLA-cZu2_eQy0tdGKH1J-V6Gd5guW&index=47 Bear crawl hold

https://www.youtube.com/watch?v=2WWwXf1CubY&list=PLbAvjLA-cZu2_eQy0tdGKH1J-V6Gd5guW&index=15 Bear crawl

Art Construction/drawing: Rainforest Scene

You will need:

Green paper/ white paper coloured different shades of green

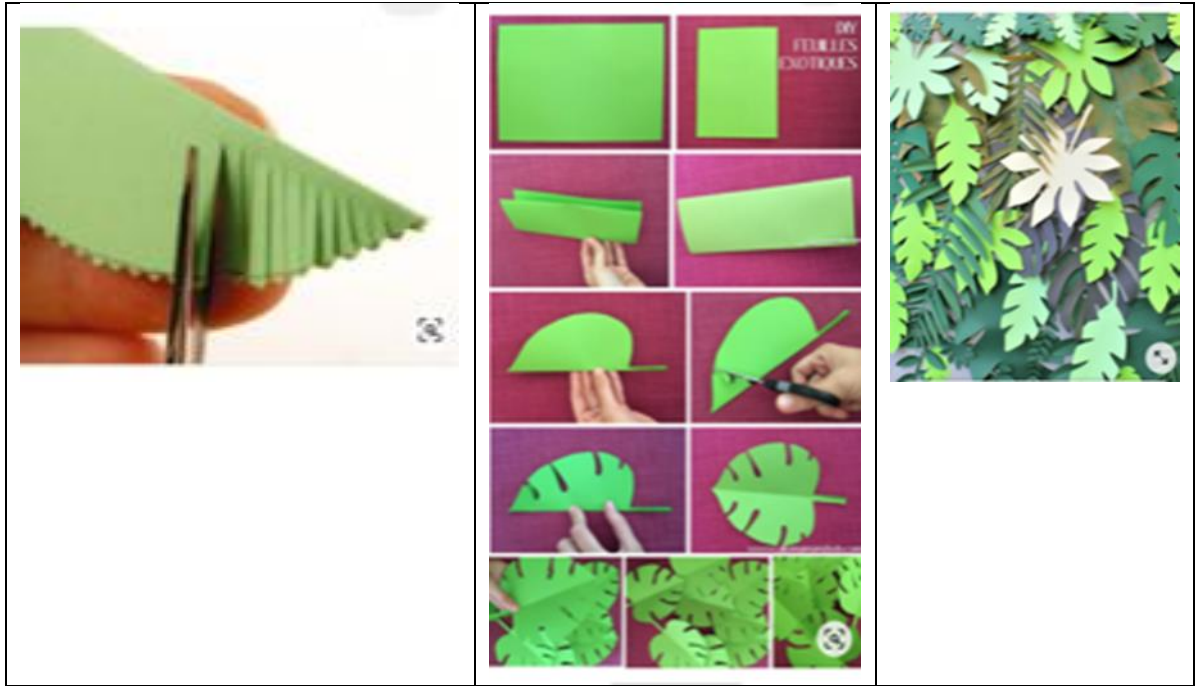
A 4 paper/card

Colours

Glue

Method:

1. Create a background of leaf cut outs. Stick onto a sheet on A4 paper/card.



2. Assemble leaves on paper to form the background.
3. Draw some of the rainforest animals that you have read about in your Small World and stick in between leaves. See examples below for some inspiration!

